



United States Congress

# Joint Economic Committee

Est. 1946

Republicans

Representative David Schweikert, *Vice Chairman*



# Wisconsin

## Inflation Update



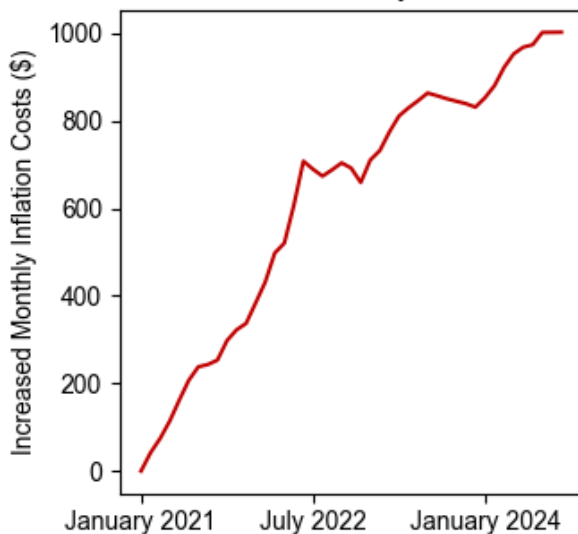
### September 2024

#### Summary

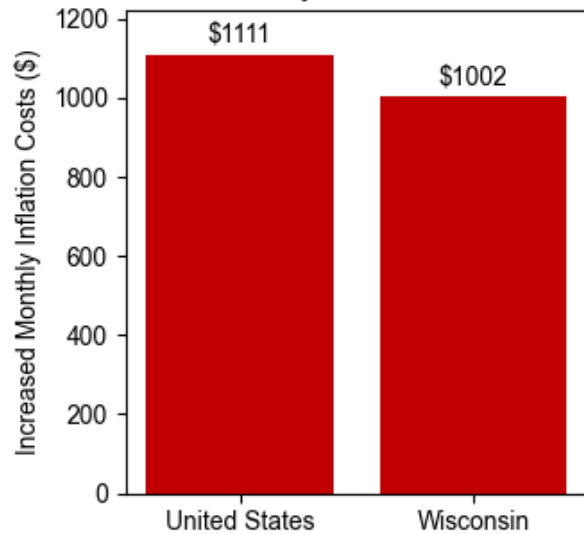
Using the **September 2024 [Consumer Price Index](#)** data release by the Bureau of Labor Statistics, the Joint Economic Committee (JEC) [State Inflation Tracker](#) estimates that the average household in **Wisconsin** is paying **\$1,002** more per month to purchase the same basket of goods and services as in January 2021.

Cumulatively, the average **Wisconsin** household has spent **\$27,878** more due to inflation since January 2021.

Increased Monthly Inflation Costs Since January 2021



Wisconsin ranks 37th for Increased Monthly Inflation Costs



#### Breakdown

The Census Division where **Wisconsin** is located has seen cumulative inflation of **20.5 percent** since January 2021. This is **0.0 percentage points lower** than the national cumulative inflation since January 2021 of **20.5 percent**.

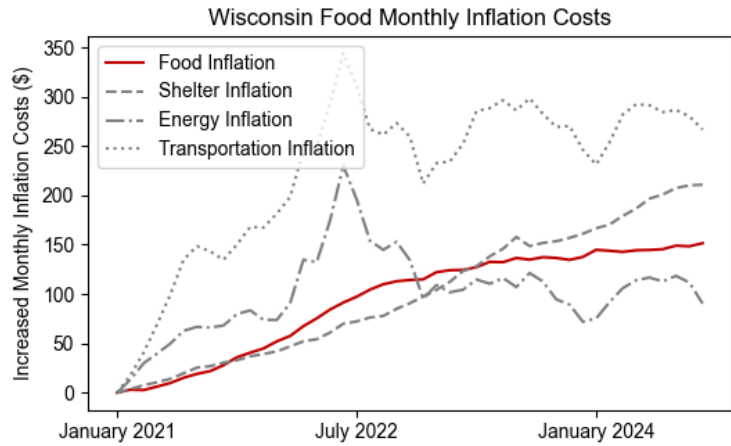
Compared to one year earlier, the average **Wisconsin** households needs to spend **\$152** more per month to maintain the same standard of living.

The JEC Inflation Tracker breaks down the increased cost to the average household in **Wisconsin** relative to January 2021 into four essential spending categories below:

### Household Food Expenses

Compared to January 2021, the average household in **Wisconsin** is spending **\$151** more on food per month. This is **\$14 more** each month than one year ago.

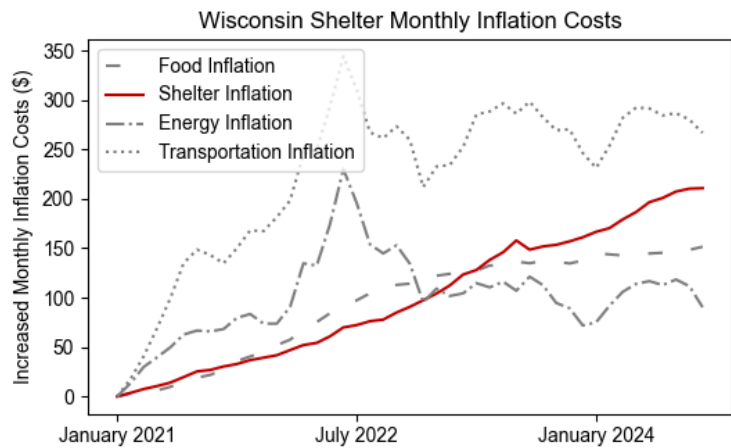
Cumulatively, the average household in **Wisconsin** has spent **\$4,203** more on food due to inflation since January 2021.



### Household Shelter Expenses

Compared to January 2021, the average household in **Wisconsin** is spending **\$211** more on shelter per month. This is **\$59 more** each month than one year ago.

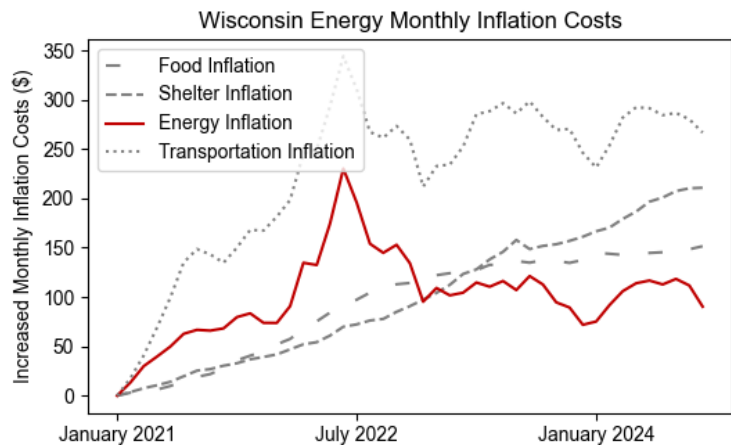
Cumulatively, the average household in **Wisconsin** has spent **\$4,482** more on shelter due to inflation since January 2021.



### Household Energy Expenses

Compared to January 2021, the average household in **Wisconsin** is spending **\$90** more on energy per month. This is **\$22 less** each month than one year ago.

Cumulatively, the average household in **Wisconsin** has spent **\$4,536** more on energy due to inflation since January 2021.



### Household Transportation Expenses

Compared to January 2021, the average household in **Wisconsin** is spending **\$267** more on transportation per month. This is **\$16 less** each month than one year ago.

Cumulatively, the average household in **Wisconsin** has spent **\$10,081** more on transportation due to inflation since January 2021.

