



United States Congress

Joint Economic Committee

Est. 1946

Republicans

Representative David Schweikert, *Vice Chairman*



Texas

Inflation Update

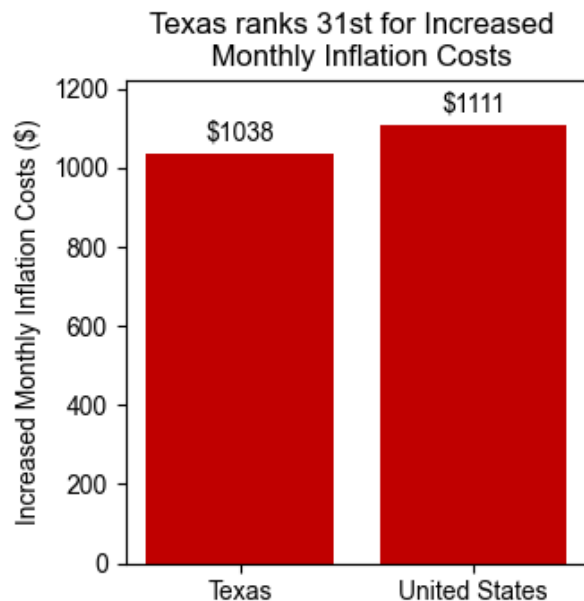
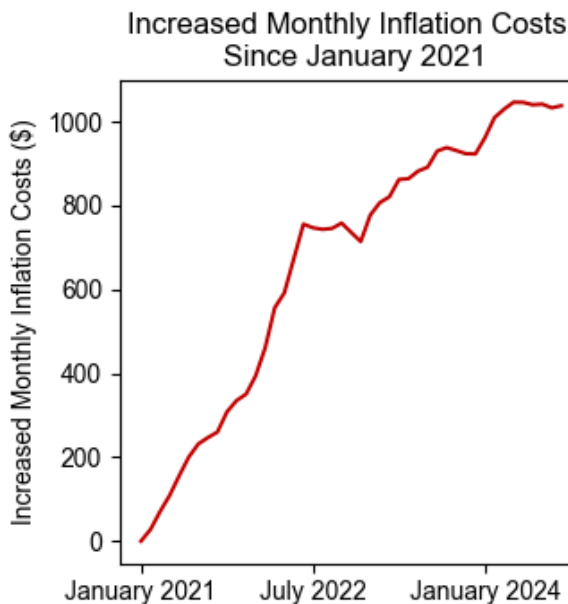


September 2024

Summary

Using the **September 2024** [Consumer Price Index](#) data release by the Bureau of Labor Statistics, the Joint Economic Committee (JEC) [State Inflation Tracker](#) estimates that the average household in **Texas** is paying **\$1,038** more per month to purchase the same basket of goods and services as in January 2021.

Cumulatively, the average **Texas** household has spent **\$29,959** more due to inflation since January 2021.



Breakdown

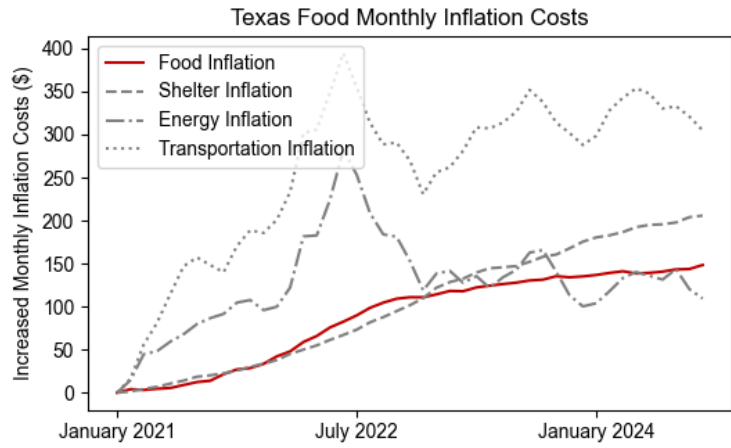
The Census Division where **Texas** is located has seen cumulative inflation of **20.5 percent** since January 2021. This is **0.0 percentage points lower** than the national cumulative inflation since January 2021 of **20.5 percent**.

Compared to one year earlier, the average **Texas** households needs to spend **\$100** more per month to maintain the same standard of living.

The JEC Inflation Tracker breaks down the increased cost to the average household in **Texas** relative to January 2021 into four essential spending categories below:

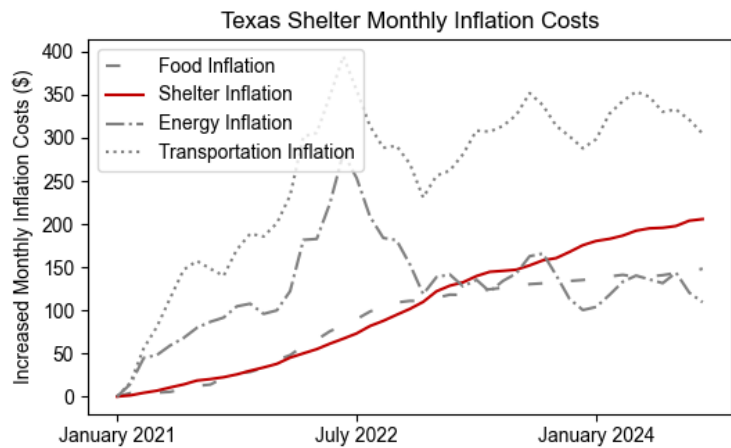
Household Food Expenses

Compared to January 2021, the average household in **Texas** is spending **\$148** more on food per month. This is **\$17 more** each month than one year ago. Cumulatively, the average household in **Texas** has spent **\$3,948** more on food due to inflation since January 2021.



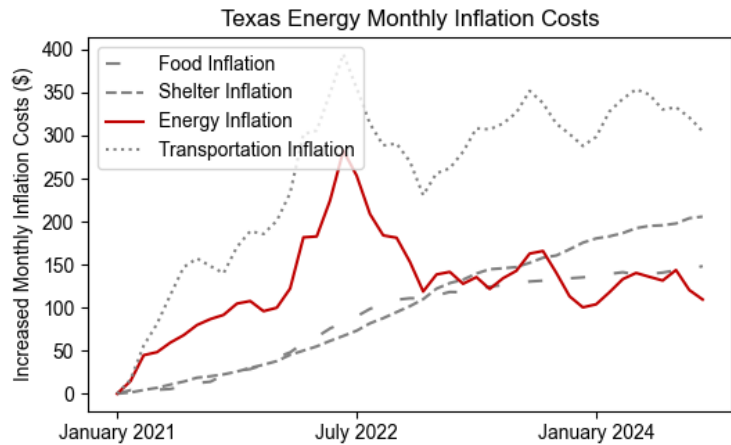
Household Shelter Expenses

Compared to January 2021, the average household in **Texas** is spending **\$206** more on shelter per month. This is **\$48 more** each month than one year ago. Cumulatively, the average household in **Texas** has spent **\$4,568** more on shelter due to inflation since January 2021.



Household Energy Expenses

Compared to January 2021, the average household in **Texas** is spending **\$109** more on energy per month. This is **\$56 less** each month than one year ago. Cumulatively, the average household in **Texas** has spent **\$5,755** more on energy due to inflation since January 2021.



Household Transportation Expenses

Compared to January 2021, the average household in **Texas** is spending **\$305** more on transportation per month. This is **\$33 less** each month than one year ago. Cumulatively, the average household in **Texas** has spent **\$11,548** more on transportation due to inflation since January 2021.

