



United States Congress

Joint Economic Committee

Est. 1946

Republicans

Representative David Schweikert, *Vice Chairman*



North Dakota

Inflation Update

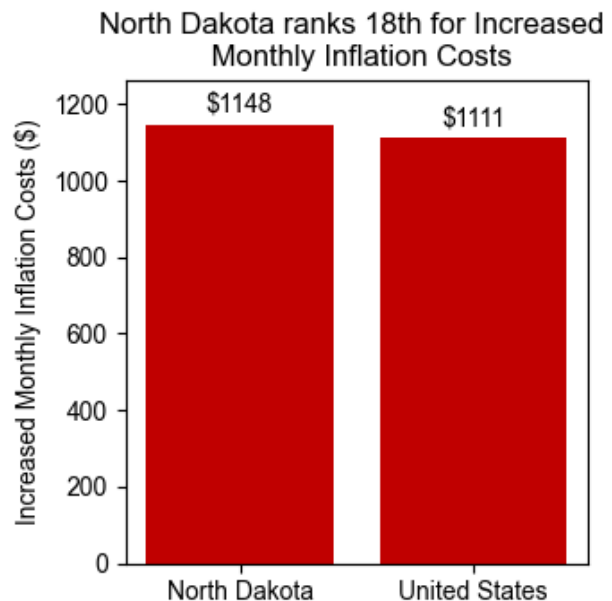
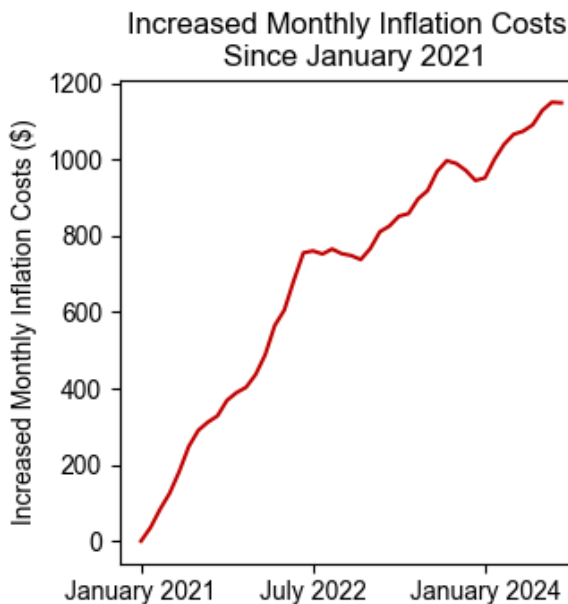


September 2024

Summary

Using the **September 2024** [Consumer Price Index](#) data release by the Bureau of Labor Statistics, the Joint Economic Committee (JEC) [State Inflation Tracker](#) estimates that the average household in **North Dakota** is paying **\$1,148** more per month to purchase the same basket of goods and services as in January 2021.

Cumulatively, the average **North Dakota** household has spent **\$31,251** more due to inflation since January 2021.



Breakdown

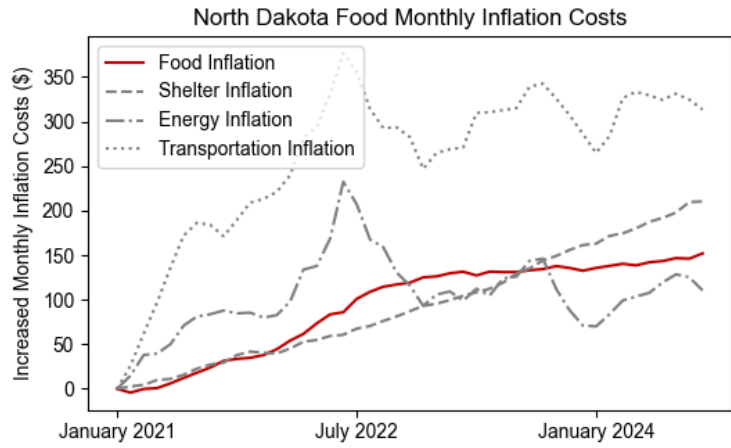
The Census Division where **North Dakota** is located has seen cumulative inflation of **20.9 percent** since January 2021. This is **0.4 percentage points higher** than the national cumulative inflation since January 2021 of **20.5 percent**.

Compared to one year earlier, the average **North Dakota** households needs to spend **\$152** more per month to maintain the same standard of living.

The JEC Inflation Tracker breaks down the increased cost to the average household in **North Dakota** relative to January 2021 into four essential spending categories below:

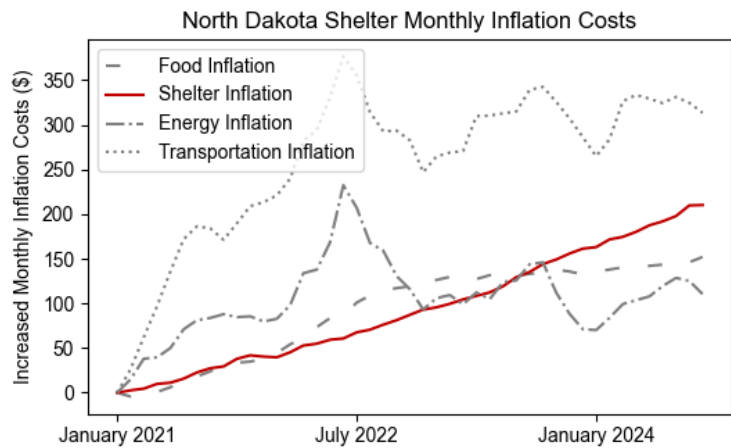
Household Food Expenses

Compared to January 2021, the average household in **North Dakota** is spending **\$152** more on food per month. This is **\$18 more** each month than one year ago. Cumulatively, the average household in **North Dakota** has spent **\$4,148** more on food due to inflation since January 2021.



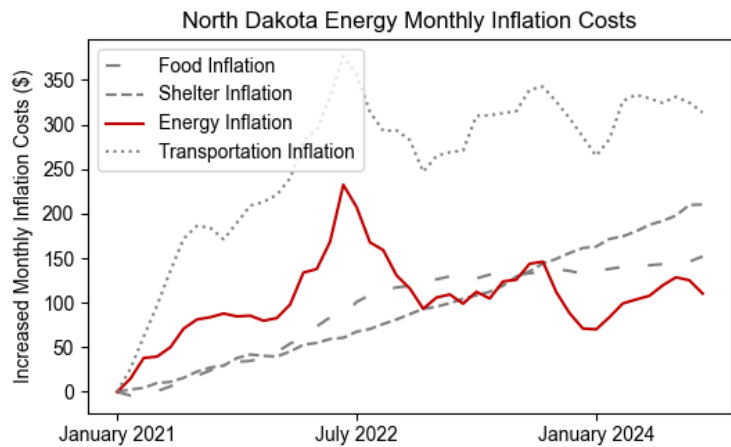
Household Shelter Expenses

Compared to January 2021, the average household in **North Dakota** is spending **\$210** more on shelter per month. This is **\$66 more** each month than one year ago. Cumulatively, the average household in **North Dakota** has spent **\$4,233** more on shelter due to inflation since January 2021.



Household Energy Expenses

Compared to January 2021, the average household in **North Dakota** is spending **\$110** more on energy per month. This is **\$36 less** each month than one year ago. Cumulatively, the average household in **North Dakota** has spent **\$4,734** more on energy due to inflation since January 2021.



Household Transportation Expenses

Compared to January 2021, the average household in **North Dakota** is spending **\$313** more on transportation per month. This is **\$29 less** each month than one year ago. Cumulatively, the average household in **North Dakota** has spent **\$11,662** more on transportation due to inflation since January 2021.

