



United States Congress

# Joint Economic Committee

Est. 1946

Republicans

Representative David Schweikert, *Vice Chairman*



# Missouri

## Inflation Update



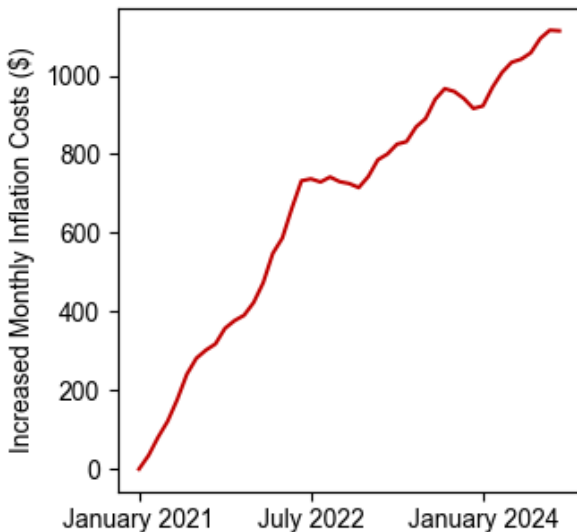
### September 2024

#### Summary

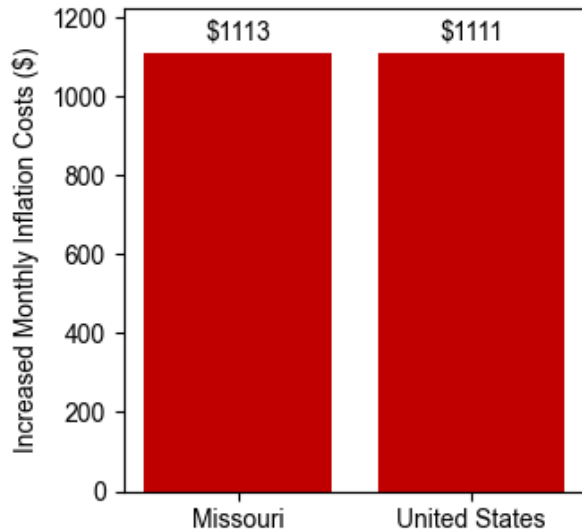
Using the **September 2024** [Consumer Price Index](#) data release by the Bureau of Labor Statistics, the Joint Economic Committee (JEC) [State Inflation Tracker](#) estimates that the average household in **Missouri** is paying **\$1,113** more per month to purchase the same basket of goods and services as in January 2021.

Cumulatively, the average **Missouri** household has spent **\$30,309** more due to inflation since January 2021.

Increased Monthly Inflation Costs Since January 2021



Missouri ranks 25th for Increased Monthly Inflation Costs



#### Breakdown

The Census Division where **Missouri** is located has seen cumulative inflation of **20.9 percent** since January 2021. This is **0.4 percentage points higher** than the national cumulative inflation since January 2021 of **20.5 percent**.

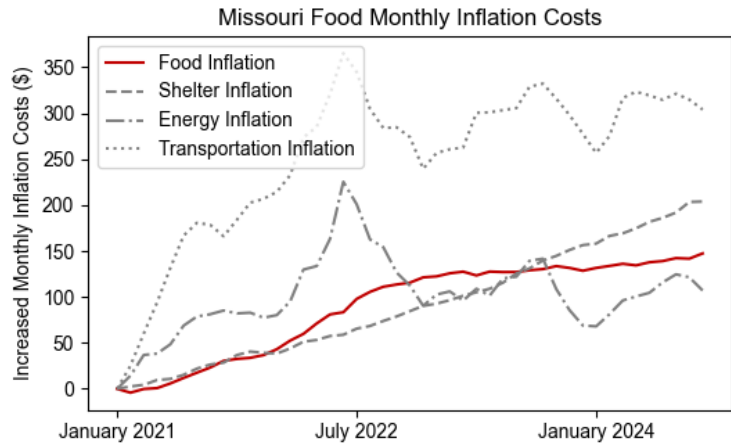
Compared to one year earlier, the average **Missouri** households needs to spend **\$147** more per month to maintain the same standard of living.

The JEC Inflation Tracker breaks down the increased cost to the average household in **Missouri** relative to January 2021 into four essential spending categories below:

### Household Food Expenses

Compared to January 2021, the average household in **Missouri** is spending **\$147** more on food per month. This is **\$17 more** each month than one year ago.

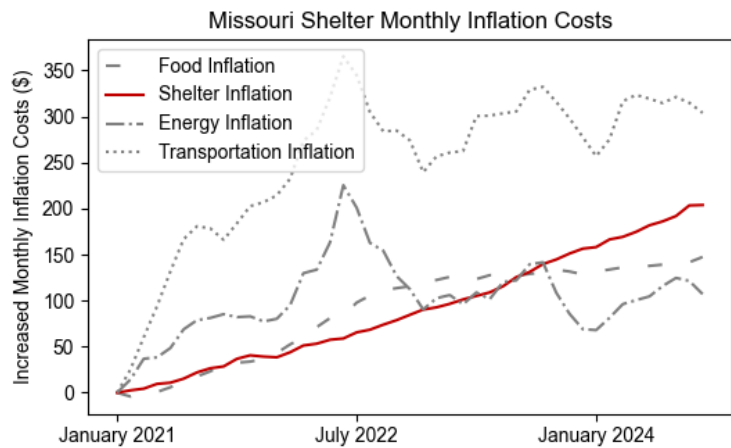
Cumulatively, the average household in **Missouri** has spent **\$4,023** more on food due to inflation since January 2021.



### Household Shelter Expenses

Compared to January 2021, the average household in **Missouri** is spending **\$204** more on shelter per month. This is **\$64 more** each month than one year ago.

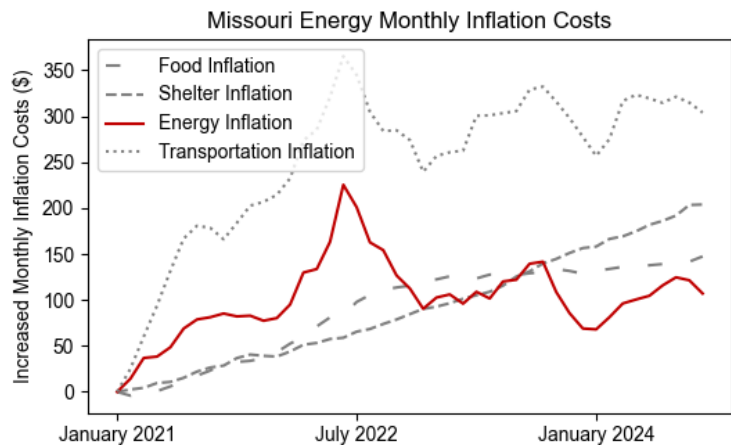
Cumulatively, the average household in **Missouri** has spent **\$4,106** more on shelter due to inflation since January 2021.



### Household Energy Expenses

Compared to January 2021, the average household in **Missouri** is spending **\$107** more on energy per month. This is **\$35 less** each month than one year ago.

Cumulatively, the average household in **Missouri** has spent **\$4,591** more on energy due to inflation since January 2021.



### Household Transportation Expenses

Compared to January 2021, the average household in **Missouri** is spending **\$304** more on transportation per month. This is **\$28 less** each month than one year ago.

Cumulatively, the average household in **Missouri** has spent **\$11,311** more on transportation due to inflation since January 2021.

