



# Louisiana

## Inflation Update



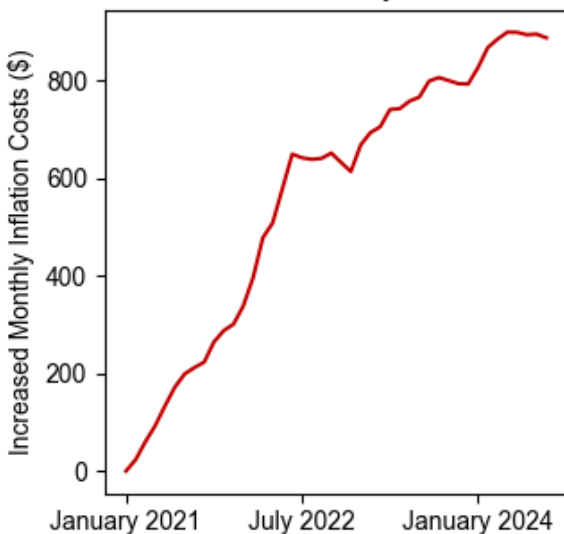
### August 2024

#### Summary

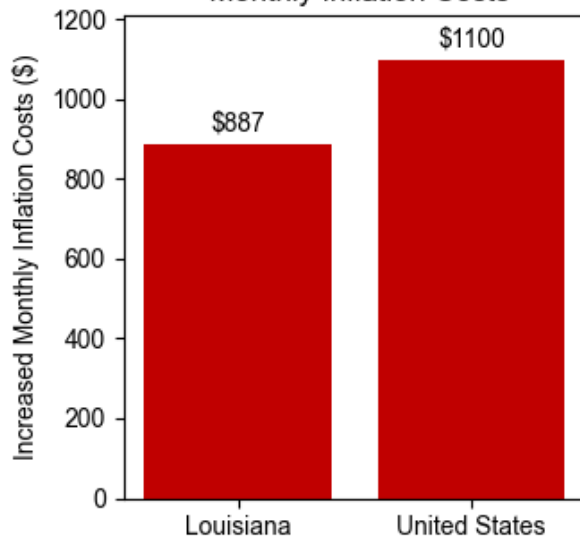
Using the **August 2024** [Consumer Price Index](#) data release by the Bureau of Labor Statistics, the Joint Economic Committee (JEC) [State Inflation Tracker](#) estimates that the average household in **Louisiana** is paying **\$887** more per month to purchase the same basket of goods and services as in January 2021.

Cumulatively, the average **Louisiana** household has spent **\$24,841** more due to inflation since January 2021.

Increased Monthly Inflation Costs Since January 2021



Louisiana ranks 49th for Increased Monthly Inflation Costs



#### Breakdown

The Census Division where **Louisiana** is located has seen cumulative inflation of **20.4 percent** since January 2021. This is **0.1 percentage points higher** than the national cumulative inflation since January 2021 of **20.3 percent**.

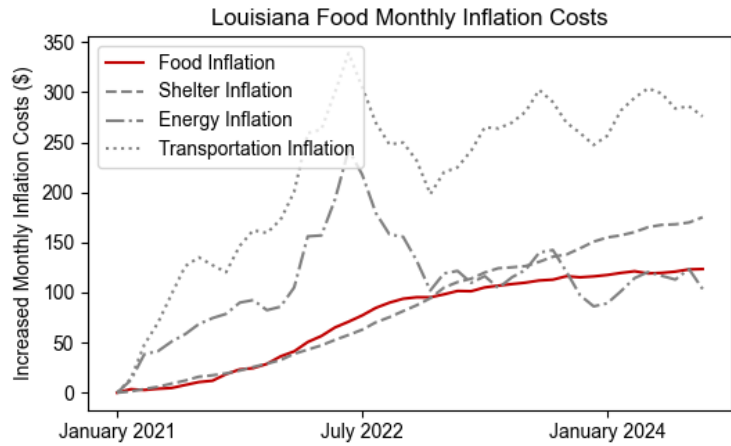
Compared to one year earlier, the average **Louisiana** households needs to spend **\$88** more per month to maintain the same standard of living.

The JEC Inflation Tracker breaks down the increased cost to the average household in **Louisiana** relative to January 2021 into four essential spending categories below:

### Household Food Expenses

Compared to January 2021, the average household in **Louisiana** is spending **\$123** more on food per month. This is **\$11 more** each month than one year ago.

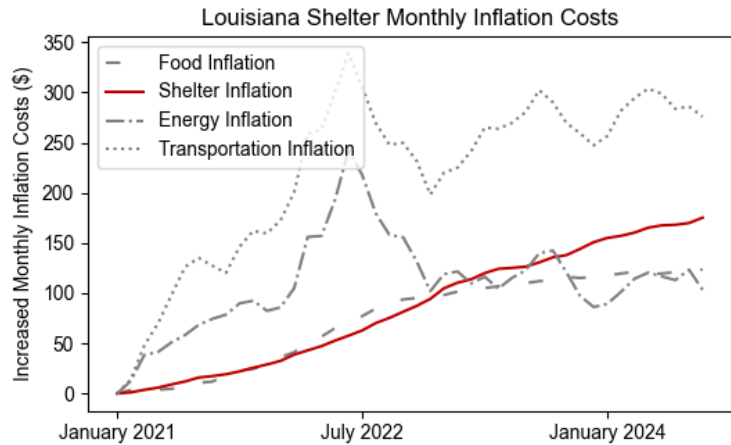
Cumulatively, the average household in **Louisiana** has spent **\$3,264** more on food due to inflation since January 2021.



### Household Shelter Expenses

Compared to January 2021, the average household in **Louisiana** is spending **\$175** more on shelter per month. This is **\$45 more** each month than one year ago.

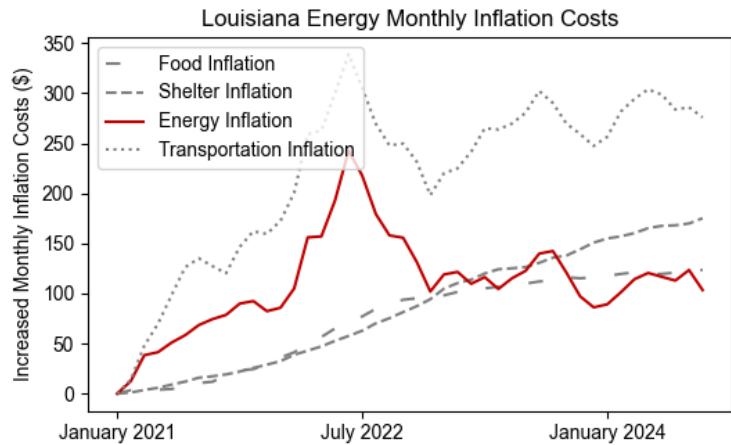
Cumulatively, the average household in **Louisiana** has spent **\$3,747** more on shelter due to inflation since January 2021.



### Household Energy Expenses

Compared to January 2021, the average household in **Louisiana** is spending **\$103** more on energy per month. This is **\$36 less** each month than one year ago.

Cumulatively, the average household in **Louisiana** has spent **\$4,849** more on energy due to inflation since January 2021.



### Household Transportation Expenses

Compared to January 2021, the average household in **Louisiana** is spending **\$276** more on transportation per month. This is **\$27 less** each month than one year ago.

Cumulatively, the average household in **Louisiana** has spent **\$9,657** more on transportation due to inflation since January 2021.

