



# Kentucky

## Inflation Update



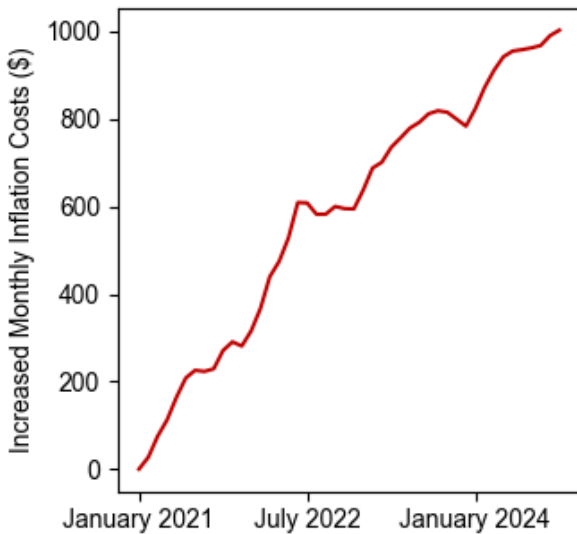
**October 2024**

### Summary

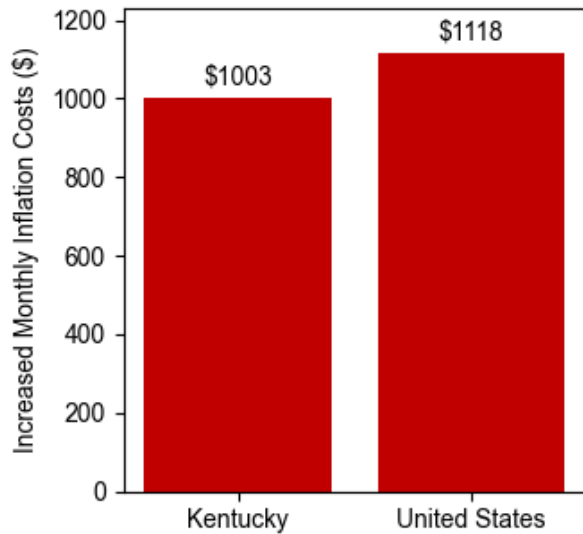
Using the **October 2024** [Consumer Price Index](#) data release by the Bureau of Labor Statistics, the Joint Economic Committee (JEC) [State Inflation Tracker](#) estimates that the average household in **Kentucky** is paying **\$1,003** more per month to purchase the same basket of goods and services as in January 2021.

Cumulatively, the average **Kentucky** household has spent **\$26,909** more due to inflation since January 2021.

Increased Monthly Inflation Costs Since January 2021



Kentucky ranks 39th for Increased Monthly Inflation Costs



### Breakdown

The Census Division where **Kentucky** is located has seen cumulative inflation of **22.1 percent** since January 2021. This is **1.4 percentage points higher** than the national cumulative inflation since January 2021 of **20.7 percent**.

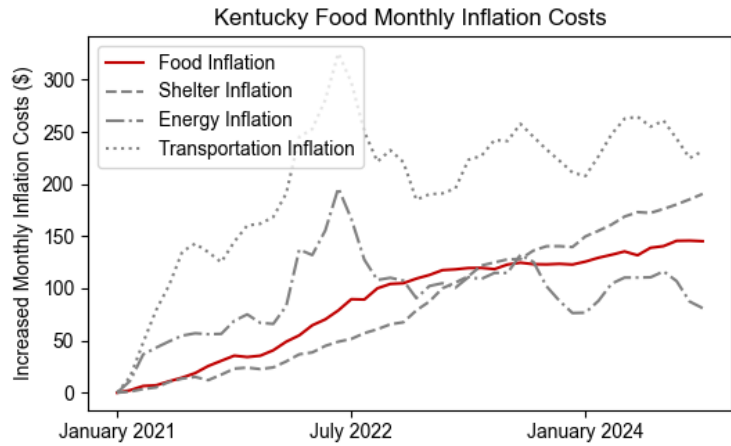
Compared to one year earlier, the average **Kentucky** households needs to spend **\$188** more per month to maintain the same standard of living.

The JEC Inflation Tracker breaks down the increased cost to the average household in **Kentucky** relative to January 2021 into four essential spending categories below:

### Household Food Expenses

Compared to January 2021, the average household in **Kentucky** is spending **\$145** more on food per month. This is **\$22 more** each month than one year ago.

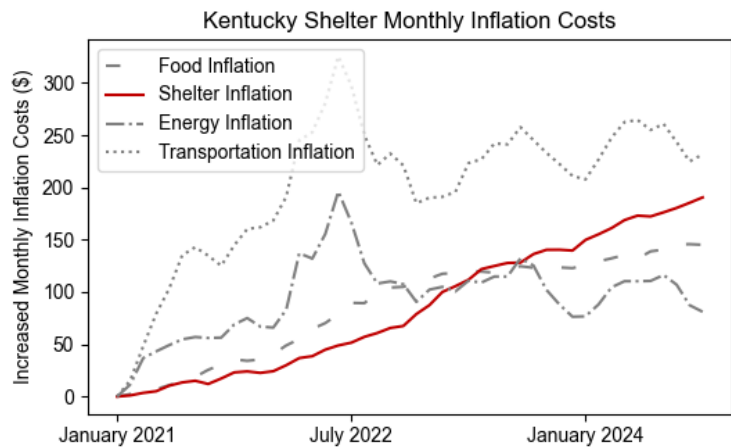
Cumulatively, the average household in **Kentucky** has spent **\$3,992** more on food due to inflation since January 2021.



### Household Shelter Expenses

Compared to January 2021, the average household in **Kentucky** is spending **\$190** more on shelter per month. This is **\$50 more** each month than one year ago.

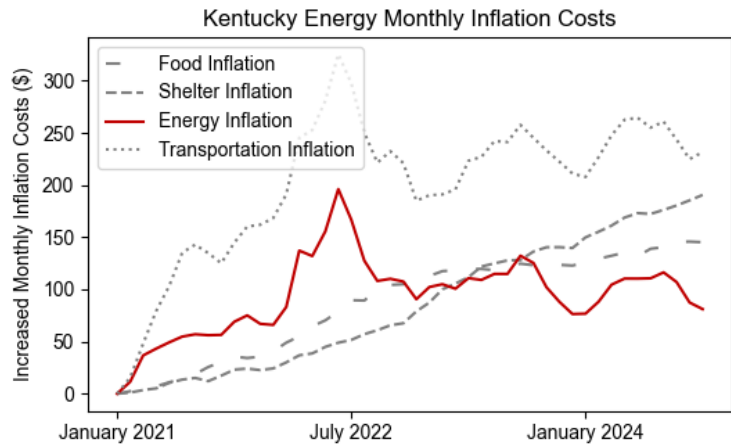
Cumulatively, the average household in **Kentucky** has spent **\$3,928** more on shelter due to inflation since January 2021.



### Household Energy Expenses

Compared to January 2021, the average household in **Kentucky** is spending **\$81** more on energy per month. This is **\$21 less** each month than one year ago.

Cumulatively, the average household in **Kentucky** has spent **\$4,327** more on energy due to inflation since January 2021.



### Household Transportation Expenses

Compared to January 2021, the average household in **Kentucky** is spending **\$232** more on transportation per month. This is **\$2 less** each month than one year ago.

Cumulatively, the average household in **Kentucky** has spent **\$9,225** more on transportation due to inflation since January 2021.

