



United States Congress

Joint Economic Committee

Est. 1946

Republicans

Representative David Schweikert, *Vice Chairman*



Hawaii

Inflation Update



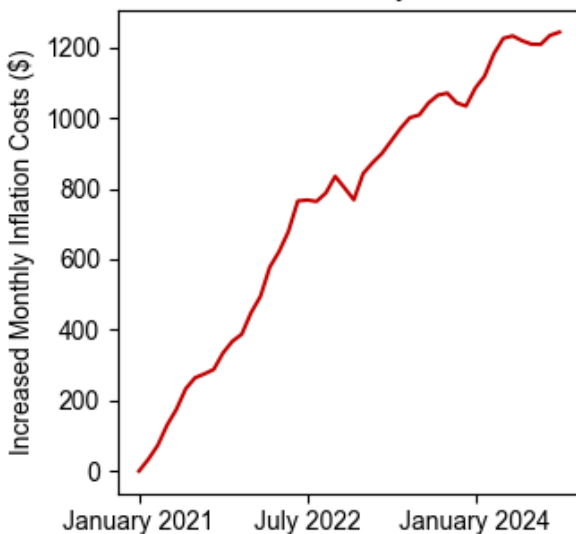
October 2024

Summary

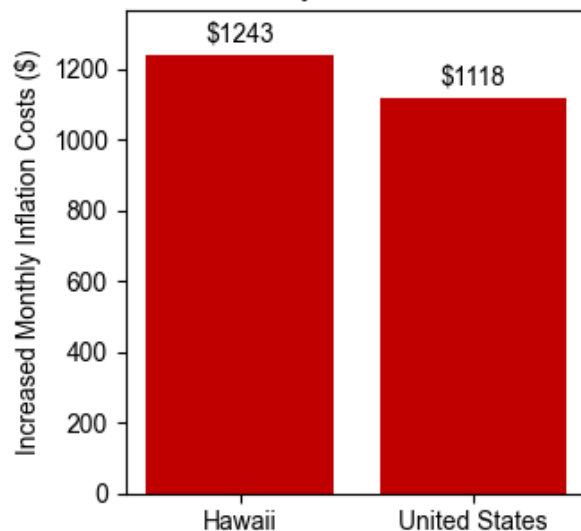
Using the **October 2024** [Consumer Price Index](#) data release by the Bureau of Labor Statistics, the Joint Economic Committee (JEC) [State Inflation Tracker](#) estimates that the average household in **Hawaii** is paying **\$1,243** more per month to purchase the same basket of goods and services as in January 2021.

Cumulatively, the average **Hawaii** household has spent **\$34,608** more due to inflation since January 2021.

Increased Monthly Inflation Costs Since January 2021



Hawaii ranks 7th for Increased Monthly Inflation Costs



Breakdown

The Census Division where **Hawaii** is located has seen cumulative inflation of **20.2 percent** since January 2021. This is **0.5 percentage points lower** than the national cumulative inflation since January 2021 of **20.7 percent**.

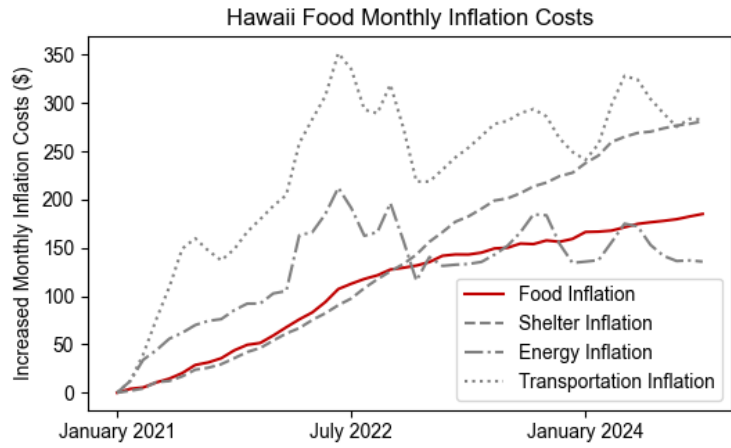
Compared to one year earlier, the average **Hawaii** households needs to spend **\$173** more per month to maintain the same standard of living.

The JEC Inflation Tracker breaks down the increased cost to the average household in **Hawaii** relative to January 2021 into four essential spending categories below:

Household Food Expenses

Compared to January 2021, the average household in **Hawaii** is spending **\$185** more on food per month. This is **\$27 more** each month than one year ago.

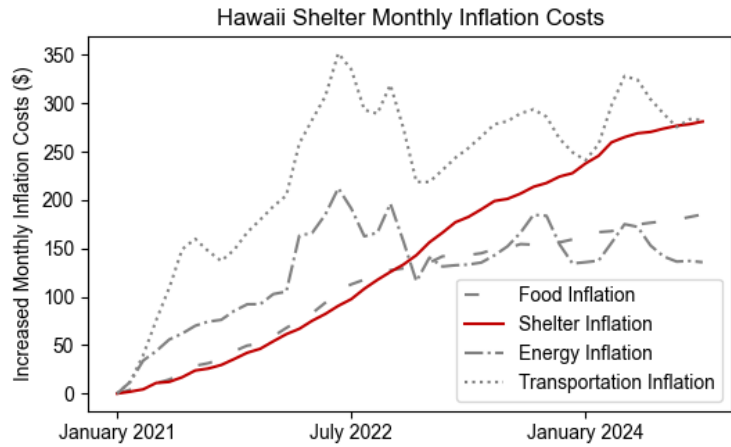
Cumulatively, the average household in **Hawaii** has spent **\$5,063** more on food due to inflation since January 2021.



Household Shelter Expenses

Compared to January 2021, the average household in **Hawaii** is spending **\$281** more on shelter per month. This is **\$63 more** each month than one year ago.

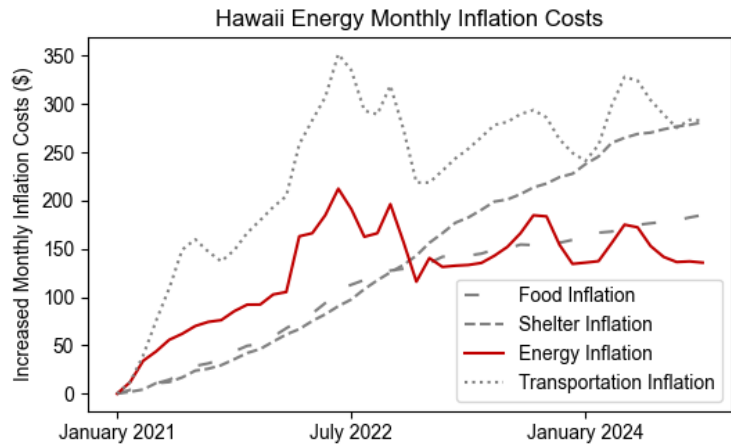
Cumulatively, the average household in **Hawaii** has spent **\$6,427** more on shelter due to inflation since January 2021.



Household Energy Expenses

Compared to January 2021, the average household in **Hawaii** is spending **\$136** more on energy per month. This is **\$48 less** each month than one year ago.

Cumulatively, the average household in **Hawaii** has spent **\$5,895** more on energy due to inflation since January 2021.



Household Transportation Expenses

Compared to January 2021, the average household in **Hawaii** is spending **\$283** more on transportation per month. This is **\$3 less** each month than one year ago.

Cumulatively, the average household in **Hawaii** has spent **\$10,695** more on transportation due to inflation since January 2021.

