



# Georgia

## Inflation Update



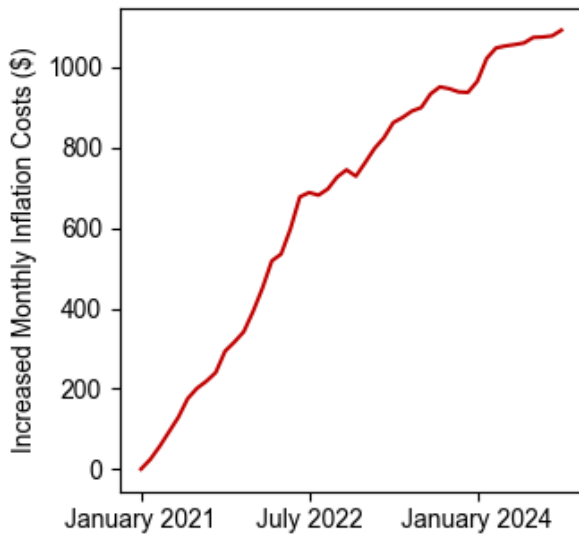
### October 2024

#### Summary

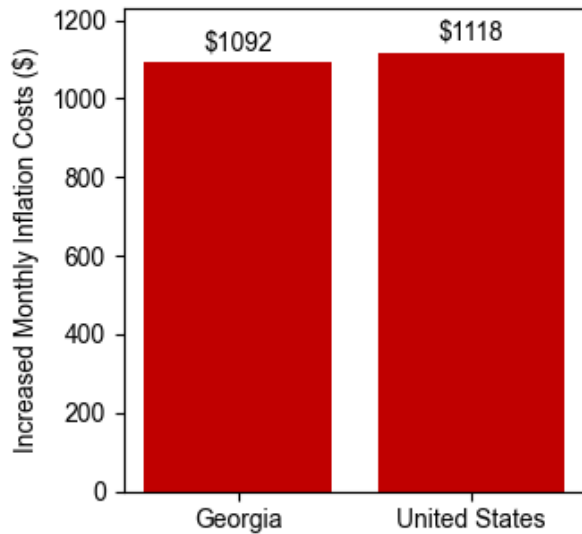
Using the **October 2024** [Consumer Price Index](#) data release by the Bureau of Labor Statistics, the Joint Economic Committee (JEC) [State Inflation Tracker](#) estimates that the average household in **Georgia** is paying **\$1,092** more per month to purchase the same basket of goods and services as in January 2021.

Cumulatively, the average **Georgia** household has spent **\$30,672** more due to inflation since January 2021.

Increased Monthly Inflation Costs Since January 2021



Georgia ranks 28th for Increased Monthly Inflation Costs



#### Breakdown

The Census Division where **Georgia** is located has seen cumulative inflation of **22.1 percent** since January 2021. This is **1.4 percentage points higher** than the national cumulative inflation since January 2021 of **20.7 percent**.

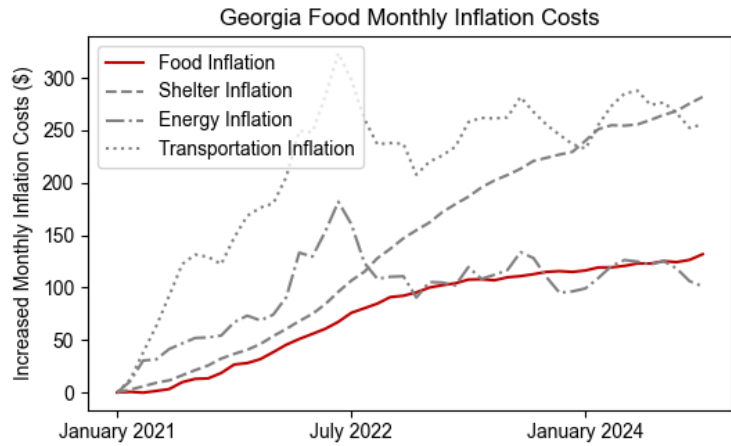
Compared to one year earlier, the average **Georgia** households needs to spend **\$146** more per month to maintain the same standard of living.

The JEC Inflation Tracker breaks down the increased cost to the average household in **Georgia** relative to January 2021 into four essential spending categories below:

### Household Food Expenses

Compared to January 2021, the average household in **Georgia** is spending **\$132** more on food per month. This is **\$17 more** each month than one year ago.

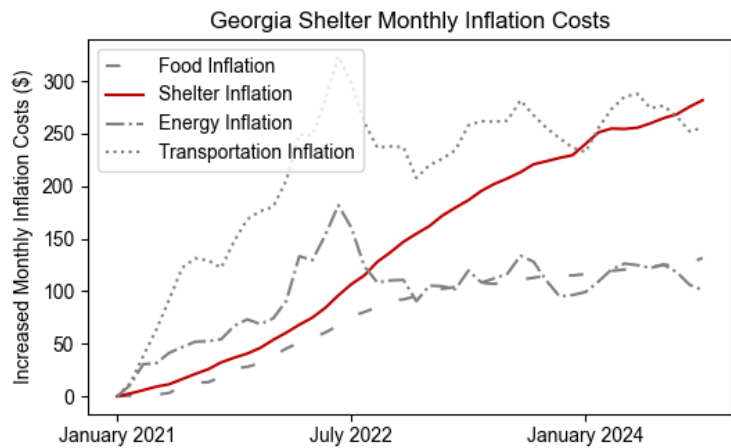
Cumulatively, the average household in **Georgia** has spent **\$3,524** more on food due to inflation since January 2021.



### Household Shelter Expenses

Compared to January 2021, the average household in **Georgia** is spending **\$282** more on shelter per month. This is **\$58 more** each month than one year ago.

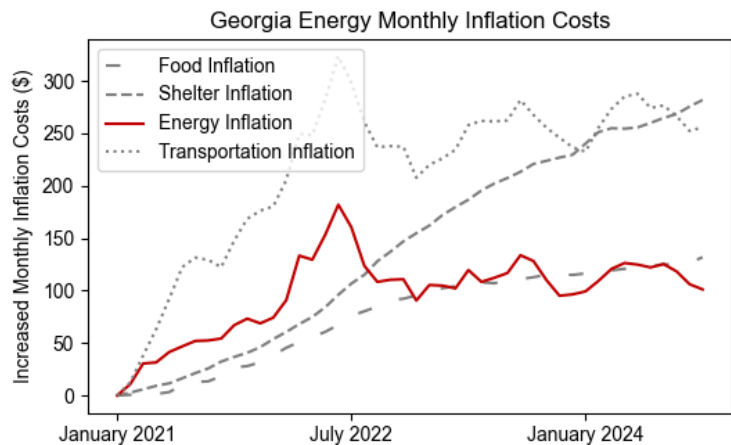
Cumulatively, the average household in **Georgia** has spent **\$6,503** more on shelter due to inflation since January 2021.



### Household Energy Expenses

Compared to January 2021, the average household in **Georgia** is spending **\$101** more on energy per month. This is **\$9 less** each month than one year ago.

Cumulatively, the average household in **Georgia** has spent **\$4,484** more on energy due to inflation since January 2021.



### Household Transportation Expenses

Compared to January 2021, the average household in **Georgia** is spending **\$256** more on transportation per month. This is **\$0 more** each month than one year ago.

Cumulatively, the average household in **Georgia** has spent **\$9,845** more on transportation due to inflation since January 2021.

