



Arkansas

Inflation Update

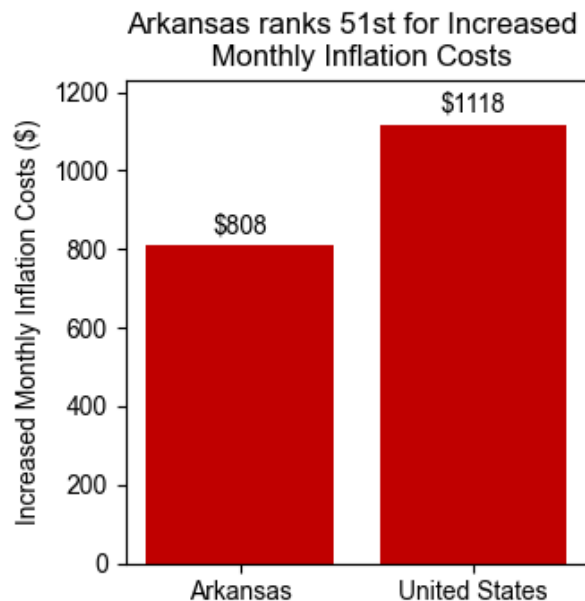
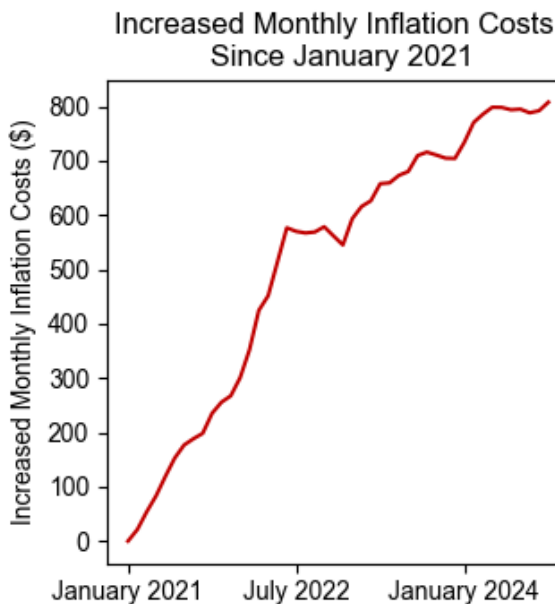


October 2024

Summary

Using the **October 2024** [Consumer Price Index](#) data release by the Bureau of Labor Statistics, the Joint Economic Committee (JEC) [State Inflation Tracker](#) estimates that the average household in **Arkansas** is paying **\$808** more per month to purchase the same basket of goods and services as in January 2021.

Cumulatively, the average **Arkansas** household has spent **\$23,680** more due to inflation since January 2021.



Breakdown

The Census Division where **Arkansas** is located has seen cumulative inflation of **20.9 percent** since January 2021. This is **0.3 percentage points higher** than the national cumulative inflation since January 2021 of **20.7 percent**.

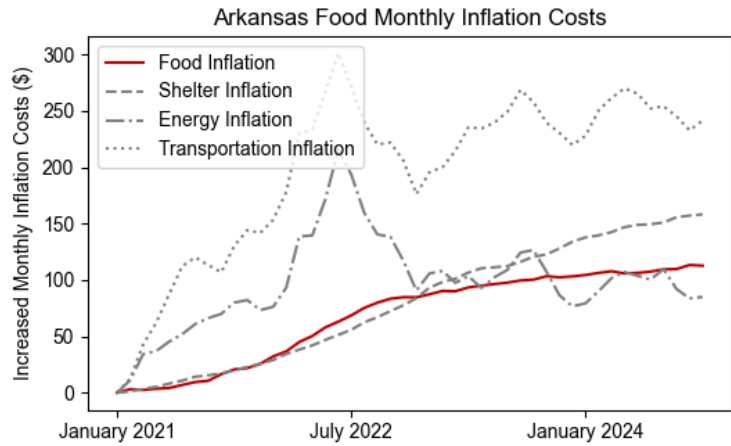
Compared to one year earlier, the average **Arkansas** households needs to spend **\$97** more per month to maintain the same standard of living.

The JEC Inflation Tracker breaks down the increased cost to the average household in **Arkansas** relative to January 2021 into four essential spending categories below:

Household Food Expenses

Compared to January 2021, the average household in **Arkansas** is spending **\$113** more on food per month. This is **\$9 more** each month than one year ago.

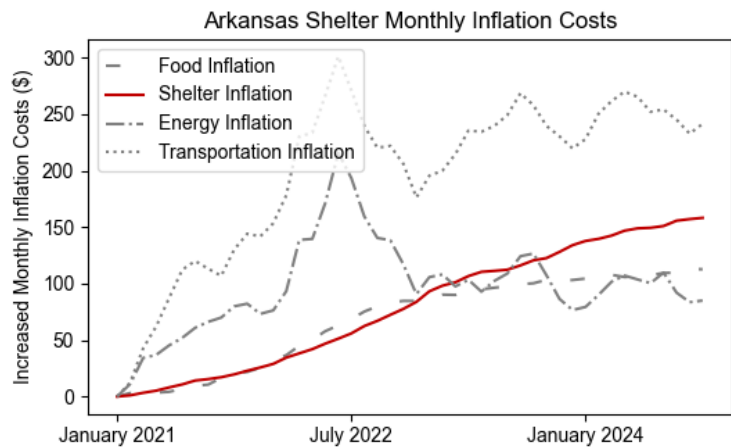
Cumulatively, the average household in **Arkansas** has spent **\$3,127** more on food due to inflation since January 2021.



Household Shelter Expenses

Compared to January 2021, the average household in **Arkansas** is spending **\$158** more on shelter per month. This is **\$36 more** each month than one year ago.

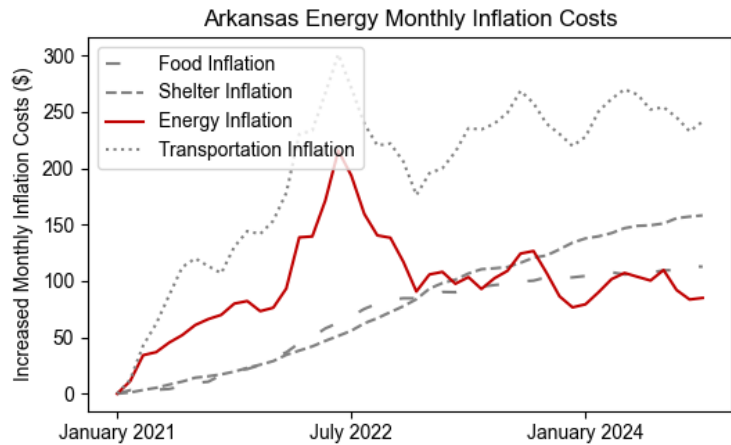
Cumulatively, the average household in **Arkansas** has spent **\$3,645** more on shelter due to inflation since January 2021.



Household Energy Expenses

Compared to January 2021, the average household in **Arkansas** is spending **\$85** more on energy per month. This is **\$22 less** each month than one year ago.

Cumulatively, the average household in **Arkansas** has spent **\$4,478** more on energy due to inflation since January 2021.



Household Transportation Expenses

Compared to January 2021, the average household in **Arkansas** is spending **\$241** more on transportation per month. This is **\$2 more** each month than one year ago.

Cumulatively, the average household in **Arkansas** has spent **\$9,058** more on transportation due to inflation since January 2021.

