



# Arizona

## Inflation Update



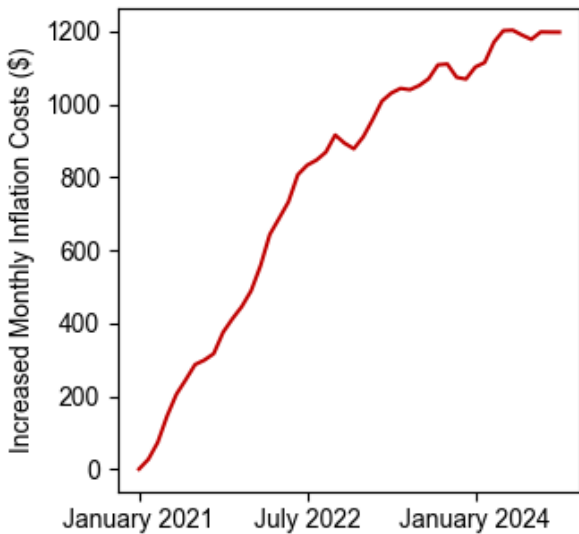
### October 2024

#### Summary

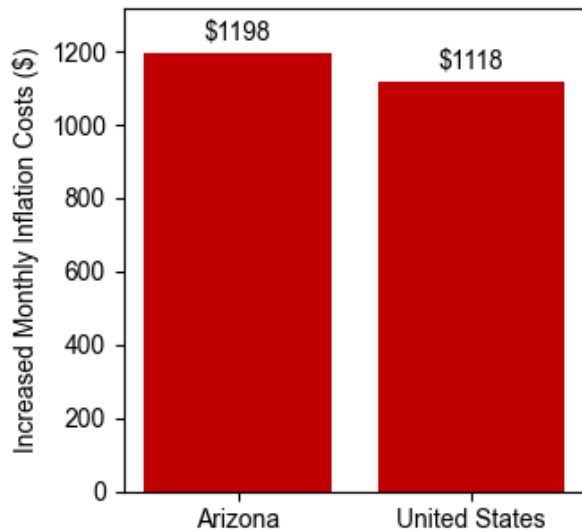
Using the **October 2024** [Consumer Price Index](#) data release by the Bureau of Labor Statistics, the Joint Economic Committee (JEC) [State Inflation Tracker](#) estimates that the average household in **Arizona** is paying **\$1,198** more per month to purchase the same basket of goods and services as in January 2021.

Cumulatively, the average **Arizona** household has spent **\$36,219** more due to inflation since January 2021.

Increased Monthly Inflation Costs Since January 2021



Arizona ranks 12th for Increased Monthly Inflation Costs



#### Breakdown

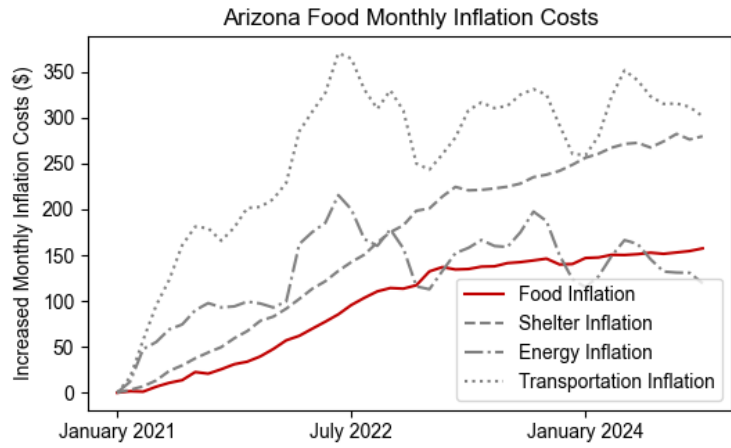
The Census Division where **Arizona** is located has seen cumulative inflation of **22.1 percent** since January 2021. This is **1.5 percentage points higher** than the national cumulative inflation since January 2021 of **20.7 percent**.

Compared to one year earlier, the average **Arizona** households needs to spend **\$87** more per month to maintain the same standard of living.

The JEC Inflation Tracker breaks down the increased cost to the average household in **Arizona** relative to January 2021 into four essential spending categories below:

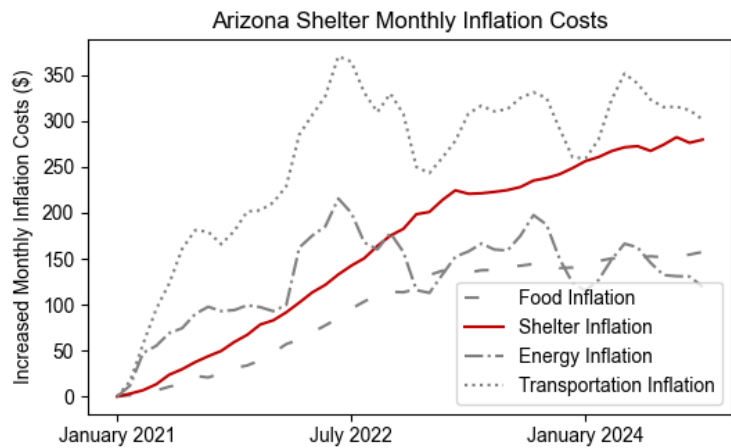
### Household Food Expenses

Compared to January 2021, the average household in **Arizona** is spending **\$157** more on food per month. This is **\$11 more** each month than one year ago. Cumulatively, the average household in **Arizona** has spent **\$4,443** more on food due to inflation since January 2021.



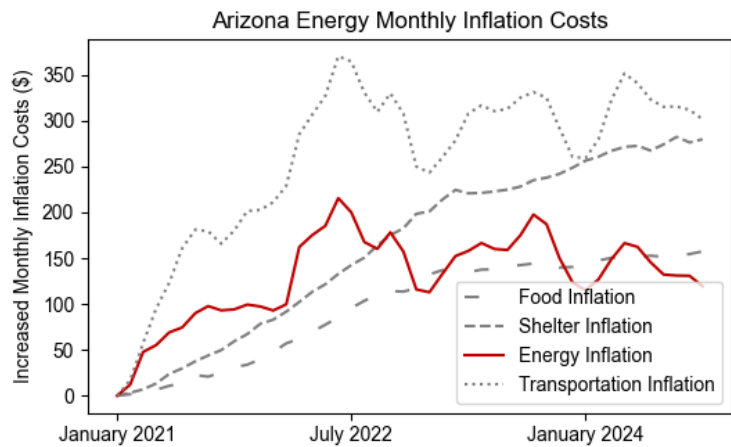
### Household Shelter Expenses

Compared to January 2021, the average household in **Arizona** is spending **\$280** more on shelter per month. This is **\$42 more** each month than one year ago. Cumulatively, the average household in **Arizona** has spent **\$7,497** more on shelter due to inflation since January 2021.



### Household Energy Expenses

Compared to January 2021, the average household in **Arizona** is spending **\$119** more on energy per month. This is **\$68 less** each month than one year ago. Cumulatively, the average household in **Arizona** has spent **\$5,992** more on energy due to inflation since January 2021.



### Household Transportation Expenses

Compared to January 2021, the average household in **Arizona** is spending **\$301** more on transportation per month. This is **\$24 less** each month than one year ago. Cumulatively, the average household in **Arizona** has spent **\$11,868** more on transportation due to inflation since January 2021.

