



United States Congress

# Joint Economic Committee

Est. 1946

Republicans

Representative David Schweikert, *Vice Chairman*



# Nebraska

## Inflation Report



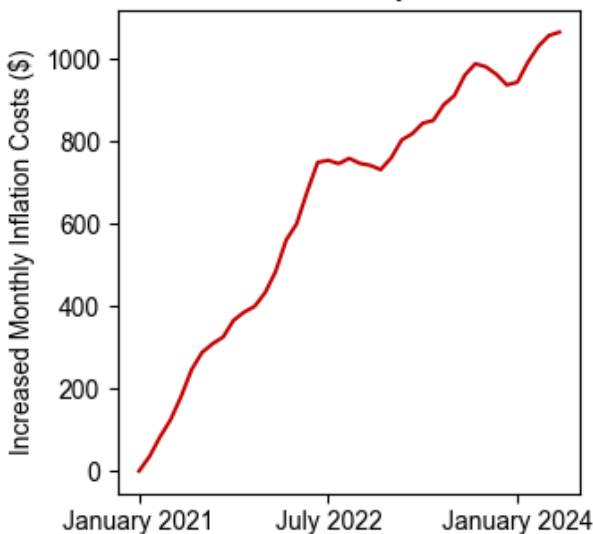
### May 2024

### Summary

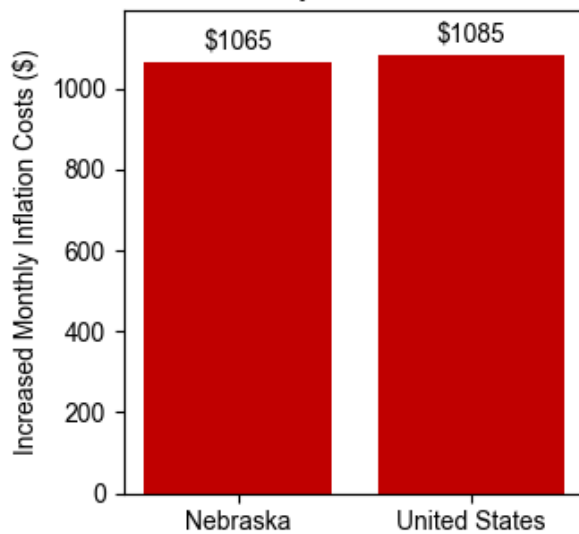
Using the **May 2024** [Consumer Price Index](#) data release by the Bureau of Labor Statistics, the Joint Economic Committee (JEC) [State Inflation Tracker](#) estimates that the average household in **Nebraska** is paying **\$1,065** more per month to purchase the same basket of goods and services as in January 2021.

Cumulatively, the average **Nebraska** household has spent **\$26,510** more due to inflation since January 2021.

Increased Monthly Inflation Costs Since January 2021



Nebraska ranks 26th for Increased Monthly Inflation Costs



### Breakdown

The Census Division where **Nebraska** is located has seen cumulative inflation of **19.6 percent** since January 2021. This is **0.5 percentage points lower** than the national cumulative inflation since January 2021 of **20.1 percent**.

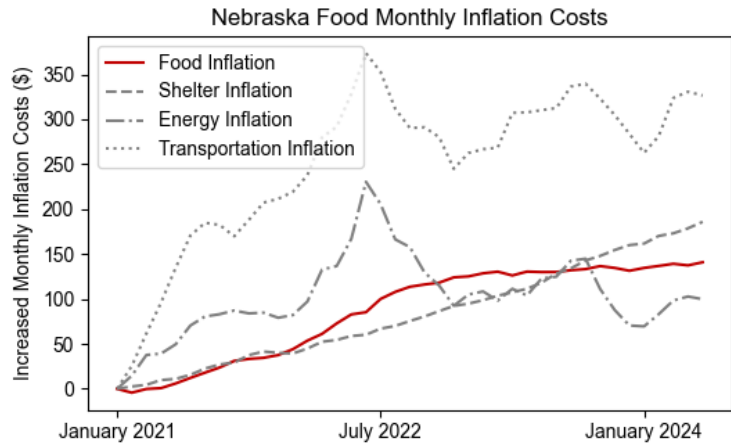
Compared to one year earlier, the average **Nebraska** households needs to spend **\$214** more per month to maintain the same standard of living.

The JEC Inflation Tracker breaks down the increased cost to the average household in **Nebraska** relative to January 2021 into four essential spending categories below:

### Household Food Expenses

Compared to January 2021, the average household in **Nebraska** is spending **\$141** more on food per month. This is **\$10 more** each month than one year ago.

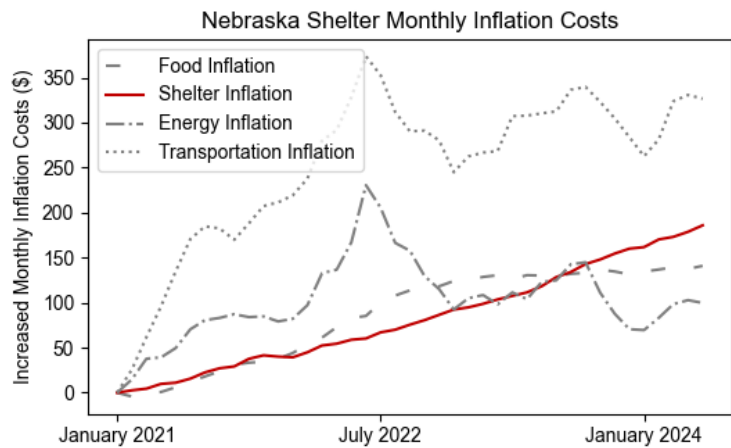
Cumulatively, the average household in **Nebraska** has spent **\$3,530** more on food due to inflation since January 2021.



### Household Shelter Expenses

Compared to January 2021, the average household in **Nebraska** is spending **\$186** more on shelter per month. This is **\$74 more** each month than one year ago.

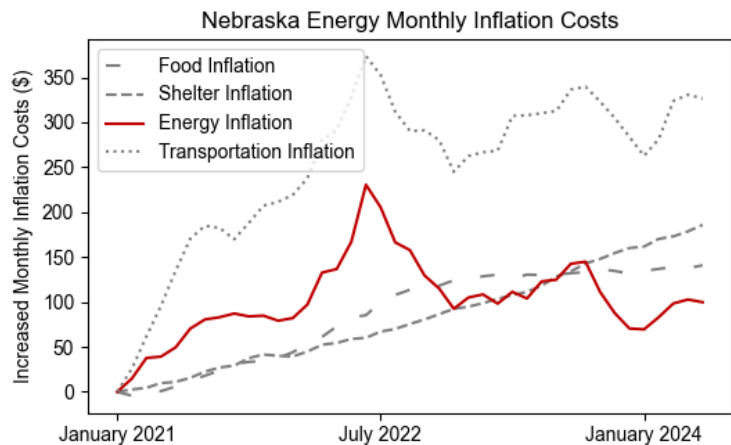
Cumulatively, the average household in **Nebraska** has spent **\$3,395** more on shelter due to inflation since January 2021.



### Household Energy Expenses

Compared to January 2021, the average household in **Nebraska** is spending **\$100** more on energy per month. This is **\$4 less** each month than one year ago.

Cumulatively, the average household in **Nebraska** has spent **\$4,207** more on energy due to inflation since January 2021.



### Household Transportation Expenses

Compared to January 2021, the average household in **Nebraska** is spending **\$327** more on transportation per month. This is **\$19 more** each month than one year ago. Cumulatively, the average household in **Nebraska** has spent **\$10,281** more on transportation due to inflation since January 2021.

