



United States Congress

Joint Economic Committee

Est. 1946

Republicans

Representative David Schweikert, *Vice Chairman*



West Virginia

Employment Update



October 2024 | Released November 19, 2024

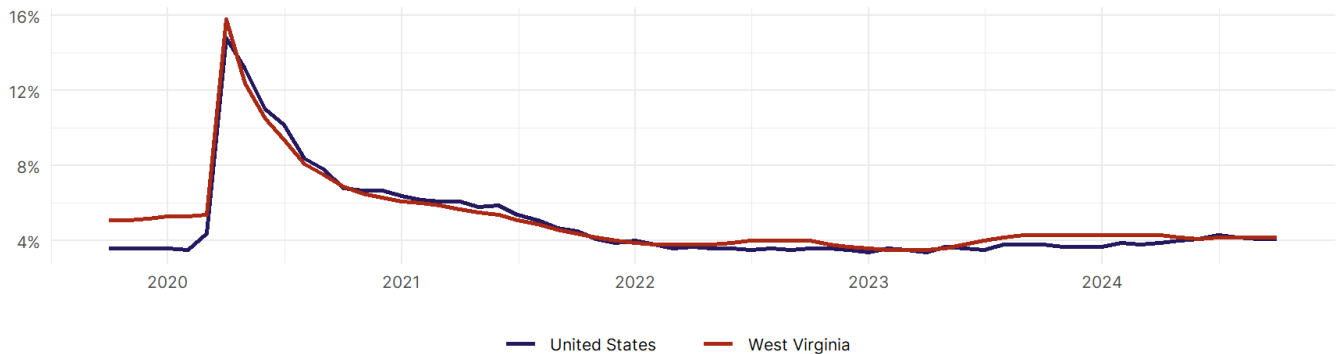
United States Employment Snapshot

- In October, among the 50 states and the District of Columbia **unemployment fell in 8, rose in 22, and remained unchanged in 21.**
- The highest unemployment rate was 5.7 percent in **District of Columbia and Nevada**, and the lowest was 1.9 percent in **South Dakota**. Nationally, the unemployment rate remained unchanged in October.
- In October, **payroll jobs rose in 21 states and fell in 30.** The largest payroll job percent increase was 0.4 percent in **Idaho**. The largest payroll job percent decline was 1 percent in **Washington**.

West Virginia Employment Snapshot

- In October, **West Virginia lost 1,200 net payroll jobs** and the **unemployment rate remained unchanged at 4.2 percent.** In the prior month, West Virginia lost 100 net payroll jobs.
- Over the past 12 months, **West Virginia added 3,600 net payroll jobs** and the **unemployment rate fell by 0.1 percentage point from 4.3 percent.**
- Nationally, nonfarm payrolls **rose by 12,000 in October, or 0 percent.** West Virginia **is tied for 47th** in the nation for percentage gain in nonfarm payroll employment over the past 12 months.
- In October, **West Virginia's private sector lost 1,300 net private payroll jobs**, and over the past 12 months it added 3,600 private payroll jobs. In the prior month, West Virginia remained unchanged with 0 net private payroll jobs.
- In October, employment in West Virginia **fell by 679**, and over the past 12 months it fell by 2,197.
- **West Virginia's labor force participation rate fell to 55 percent** in October from 55.1 percent and **ranks 50th** in the nation. In the past 12 months, the labor force participation rate has fallen by 0.2 percentage points.

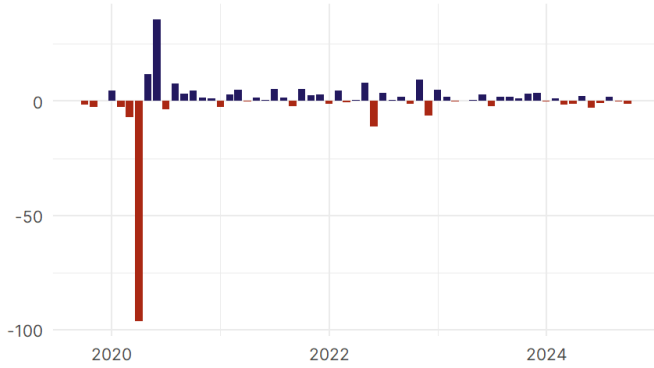
West Virginia Unemployment Rate



Source: Bureau of Labor Statistics, data is seasonally adjusted

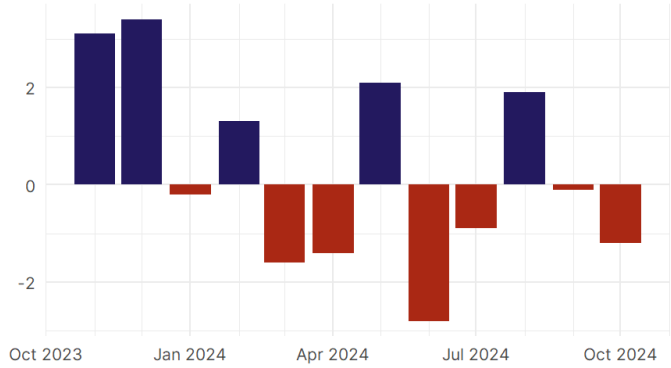
West Virginia Payroll Employment

West Virginia Nonfarm Payroll Jobs
Monthly change, past five years (thousands)



Source: Bureau of Labor Statistics, data is seasonally adjusted

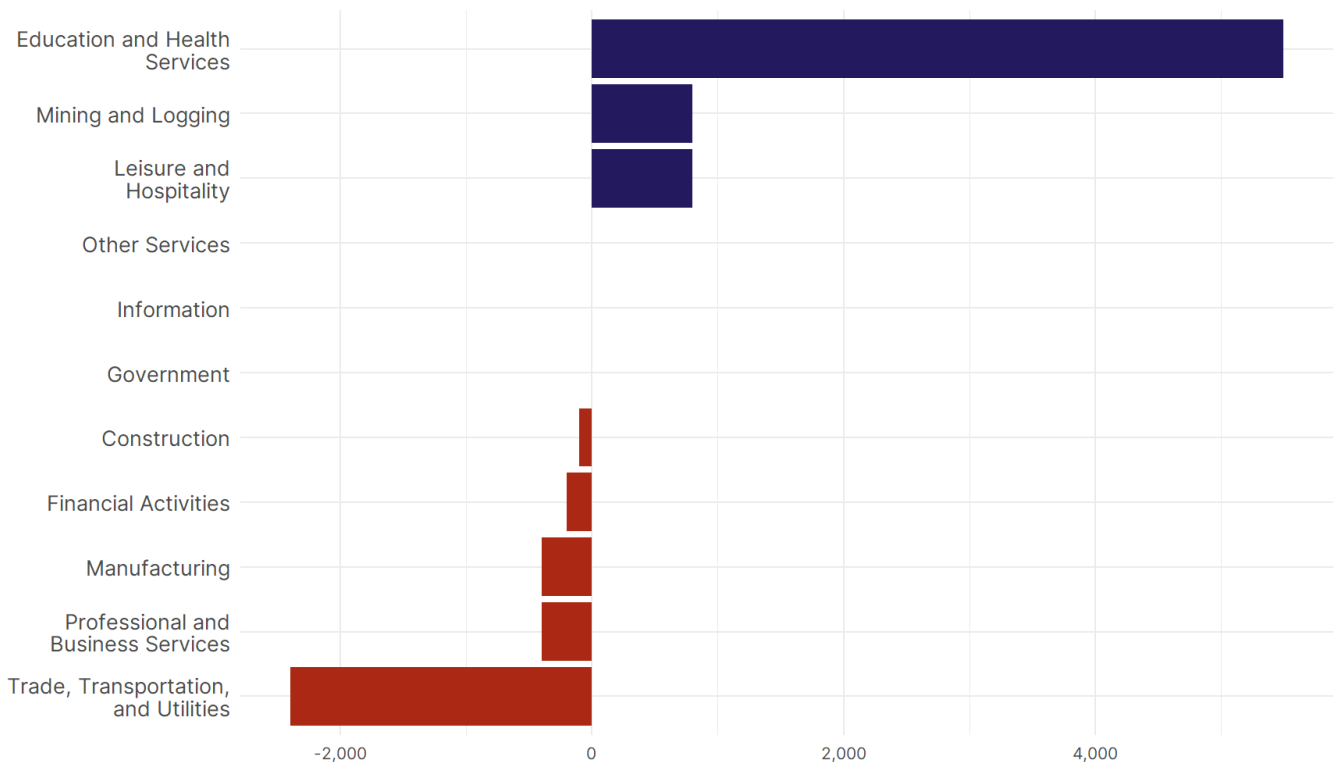
West Virginia Nonfarm Payroll Jobs
Monthly change, past 12 months (thousands)



Source: Bureau of Labor Statistics, data is seasonally adjusted

- **West Virginia lost 1,200 net payroll jobs, or -0.2 percent,** on a seasonally adjusted basis during October. In the prior month, West Virginia lost 100 jobs. West Virginia nonfarm payroll employment has increased in **5 of the past 12 months.**
- Nationally, nonfarm payrolls **rose by 12,000 in October, or 0 percent.** West Virginia is tied for 47th in the nation for percentage gain in nonfarm payroll employment over the past 12 months.
- **West Virginia lost 1,300 private sector jobs, or -0.2 percent,** on a seasonally adjusted basis during October. In the prior month, West Virginia remained unchanged with 0 jobs. West Virginia private sector payroll employment has increased in **5 of the past 12 months.**
- Nationally, private sector payroll jobs **fell by 28,000 jobs in October, or 0 percent.** West Virginia is tied for 41st in the nation for percentage gain in private sector payroll employment over the past 12 months.

Change in West Virginia
Payroll Employment by Sector
over past 12 months



Source: Bureau of Labor Statistics, data is seasonally adjusted

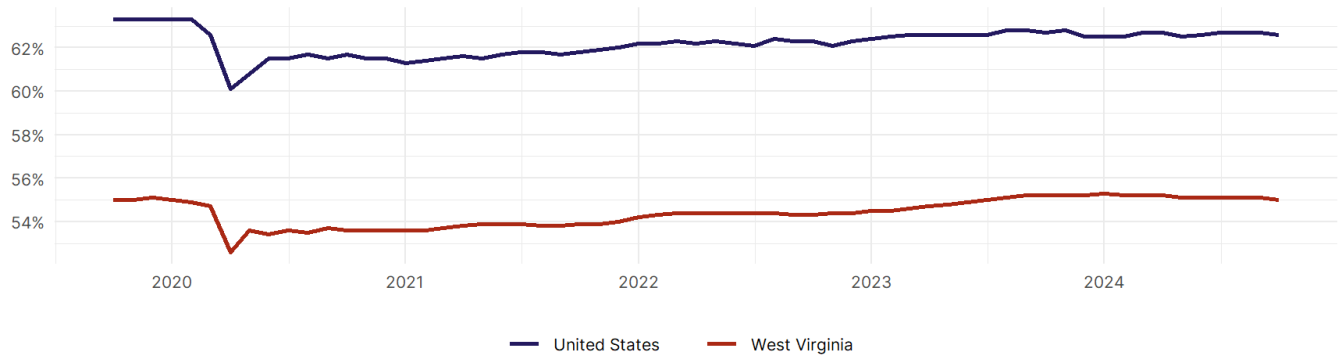
- The best performing sectors on a seasonally adjusted basis during October were **Manufacturing (300)** and **Government (100)**.
- The poorest performing sectors during the month were **Trade, Transportation, and Utilities (-300)** and **Professional and Business Services (-800)**.
- The best performing sectors during the last 12 months were **Education and Health Services (5,500)** and **Mining and Logging tied with Leisure and Hospitality (800)**.
- The poorest performing sectors during the last 12 months were **Professional and Business Services (-400)** and **Trade, Transportation, and Utilities (-2,400)**.

West Virginia Labor Force

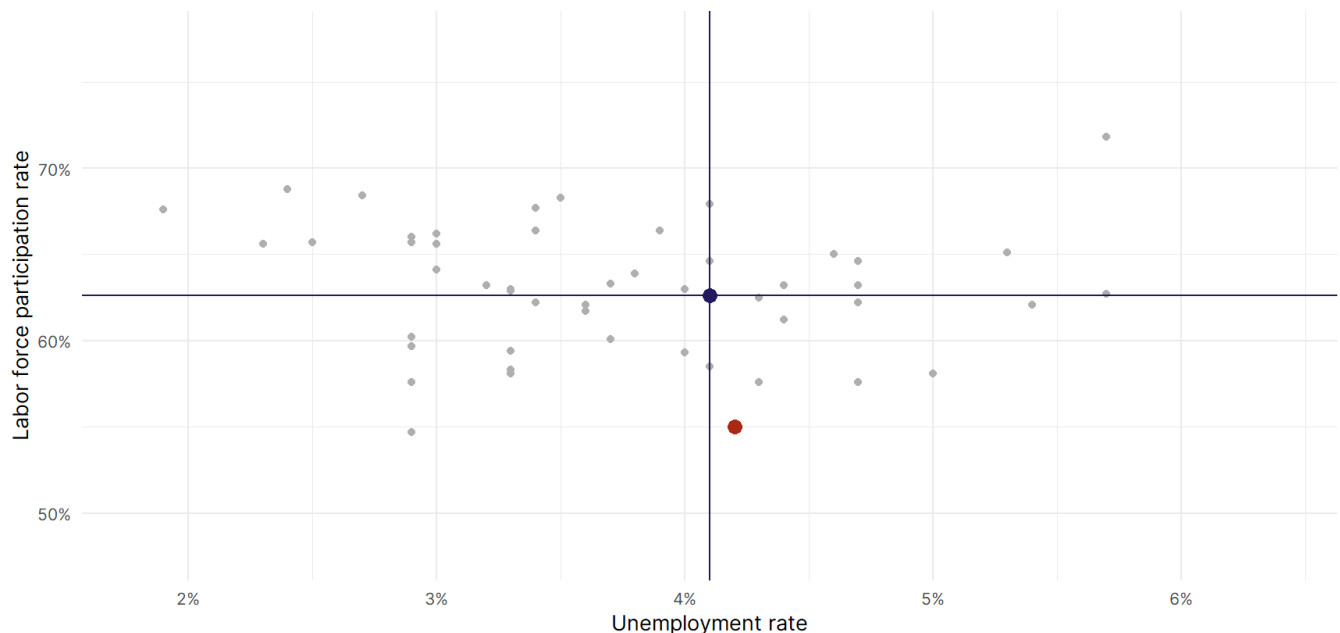
The labor force participation rate is the percentage of the civilian noninstitutionalized population age 16 and older who are employed or actively looking for work.

- The labor force participation rate in **West Virginia fell to 55 percent in October from 55.1 percent in the prior month.**
- **West Virginia ranks 50th** in the nation.
- The 10-year high for the labor force participation rate in West Virginia was **55.3 percent** in January 2024, and the 10-year low was **52.6 percent** in April 2020.
- The national labor force participation rate **fell by 0.1 percentage points to 62.6 percent** in October.

West Virginia
Labor Force Participation Rate



Source: Bureau of Labor Statistics, data is seasonally adjusted



Source: Bureau of Labor Statistics, data is seasonally adjusted