



United States Congress

Joint Economic Committee

Est. 1946

Republicans

Representative David Schweikert, *Vice Chairman*



Washington

Employment Update



October 2024 | Released November 19, 2024

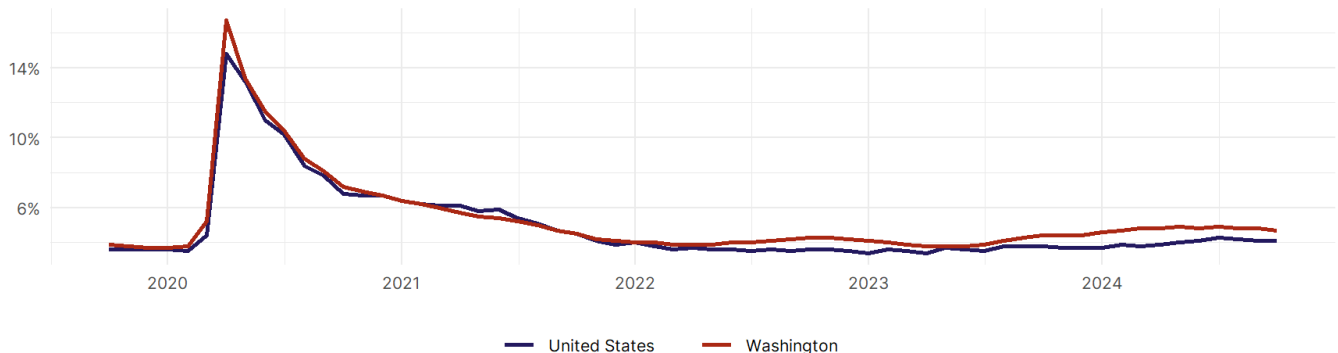
United States Employment Snapshot

- In October, among the 50 states and the District of Columbia **unemployment fell in 8, rose in 22, and remained unchanged in 21.**
- The highest unemployment rate was 5.7 percent in **District of Columbia and Nevada**, and the lowest was 1.9 percent in **South Dakota**. Nationally, the unemployment rate remained unchanged in October.
- In October, **payroll jobs rose in 21 states and fell in 30.** The largest payroll job percent increase was 0.4 percent in **Idaho**. The largest payroll job percent decline was 1 percent in **Washington**.

Washington Employment Snapshot

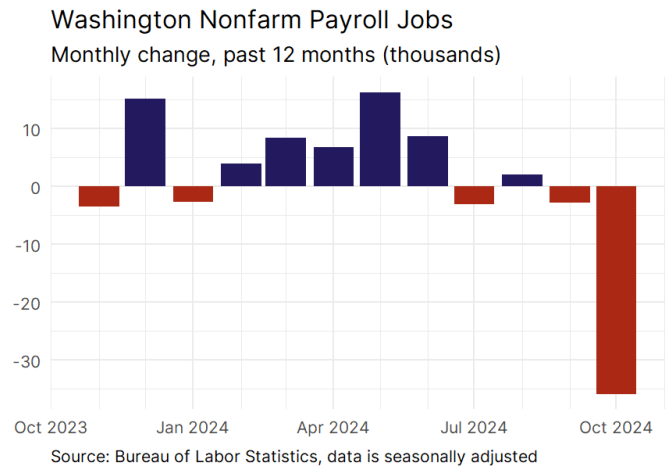
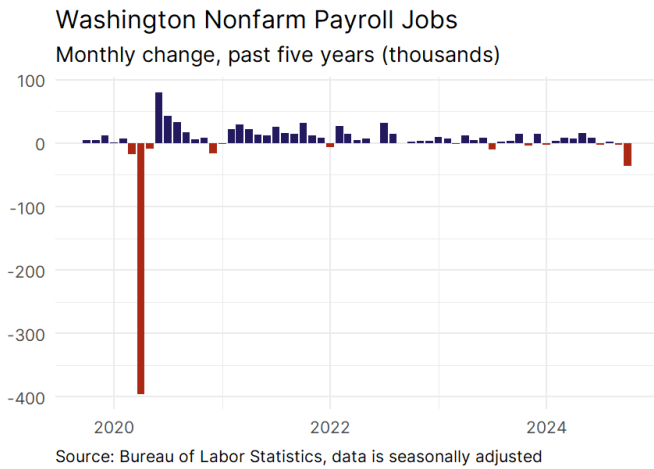
- In October, **Washington lost 35,900 net payroll jobs** and the **unemployment rate fell by 0.1 percentage point to 4.7 percent.** In the prior month, Washington lost 2,800 net payroll jobs.
- Over the past 12 months, **Washington added 13,400 net payroll jobs** and the **unemployment rate rose by 0.3 percentage points from 4.4 percent.**
- Nationally, nonfarm payrolls **rose by 12,000 in October, or 0 percent.** Washington **is tied for 50th** in the nation for percentage gain in nonfarm payroll employment over the past 12 months.
- In October, **Washington's private sector lost 38,300 net private payroll jobs**, and over the past 12 months it lost 300 private payroll jobs. In the prior month, Washington lost 4,000 net private payroll jobs.
- In October, employment in Washington **fell by 4,725**, and over the past 12 months it fell by 49,718.
- **Washington's labor force participation rate fell to 63.2 percent** in October from 63.3 percent and **is tied for 24th** in the nation. In the past 12 months, the labor force participation rate has fallen by 1.1 percentage points.

Washington
Unemployment Rate



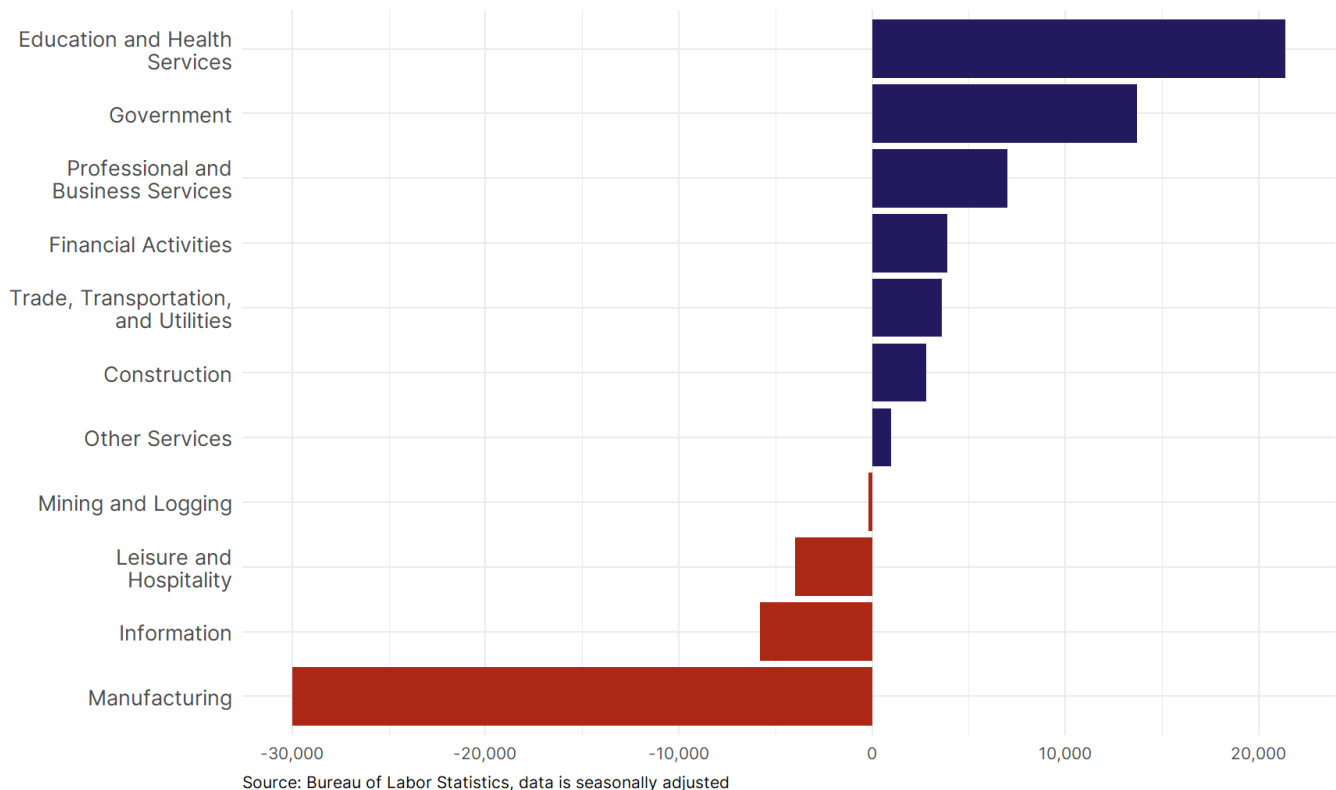
Source: Bureau of Labor Statistics, data is seasonally adjusted

Washington Payroll Employment



- **Washington lost 35,900 net payroll jobs, or -1 percent,** on a seasonally adjusted basis during October. In the prior month, Washington lost 2,800 jobs. Washington nonfarm payroll employment has increased in **7 of the past 12 months**.
- Nationally, nonfarm payrolls **rose by 12,000 in October, or 0 percent.** Washington is tied for 50th in the nation for percentage gain in nonfarm payroll employment over the past 12 months.
- **Washington lost 38,300 private sector jobs, or -1.2 percent,** on a seasonally adjusted basis during October. In the prior month, Washington lost 4,000 jobs. Washington private sector payroll employment has increased in **7 of the past 12 months**.
- Nationally, private sector payroll jobs **fell by 28,000 jobs in October, or 0 percent.** Washington ranks 51st in the nation for percentage gain in private sector payroll employment over the past 12 months.

Change in Washington Payroll Employment by Sector over past 12 months

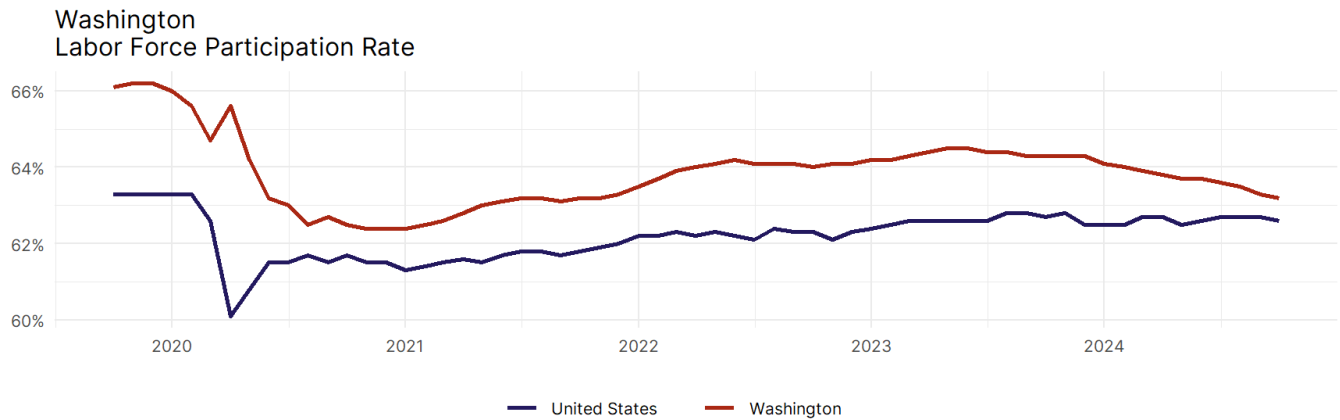


- The best performing sectors on a seasonally adjusted basis during October were **Government (2,400)** and **Education and Health Services (1,800)**.
- The poorest performing sectors during the month were **Leisure and Hospitality (-5,400)** and **Manufacturing (-31,000)**.
- The best performing sectors during the last 12 months were **Education and Health Services (21,400)** and **Government (13,700)**.
- The poorest performing sectors during the last 12 months were **Information (-5,800)** and **Manufacturing (-30,000)**.

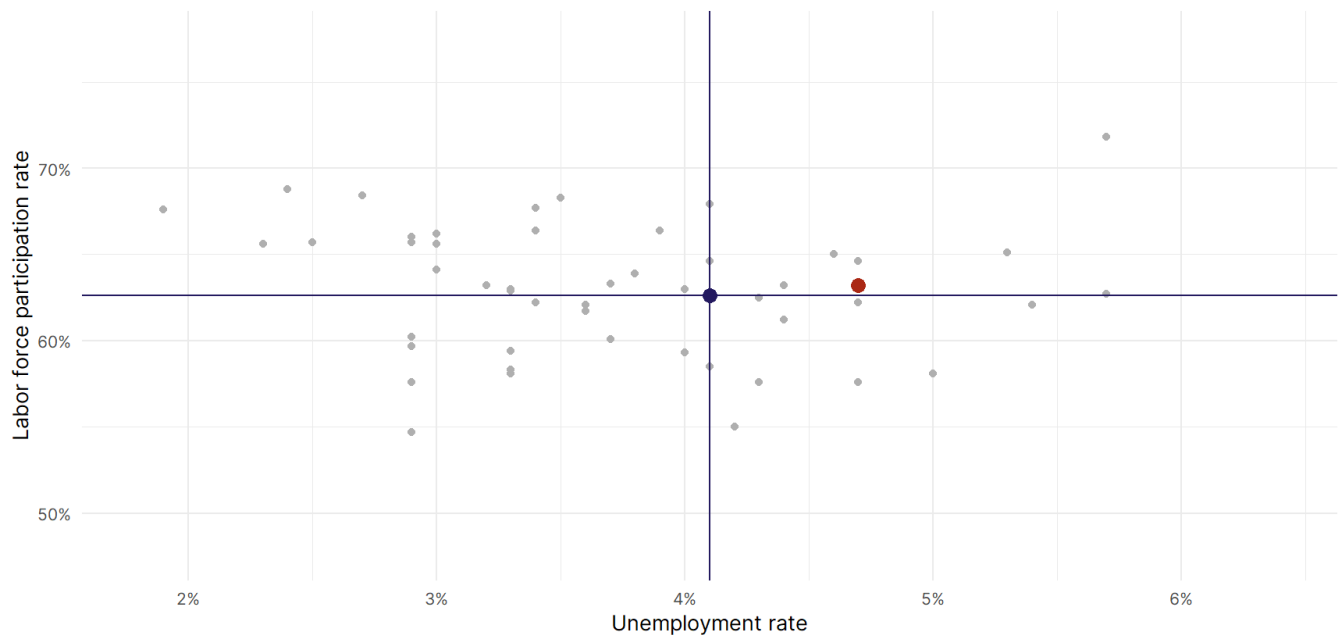
Washington Labor Force

The labor force participation rate is the percentage of the civilian noninstitutionalized population age 16 and older who are employed or actively looking for work.

- The labor force participation rate in **Washington fell to 63.2 percent in October from 63.3 percent in the prior month.**
- **Washington is tied for 24th** in the nation.
- The 10-year high for the labor force participation rate in Washington was **66.2 percent** occurring in December 2019, and the 10-year low was **62.4 percent** occurring in January 2021.
- The national labor force participation rate **fell by 0.1 percentage points to 62.6 percent** in October.



Source: Bureau of Labor Statistics, data is seasonally adjusted



Source: Bureau of Labor Statistics, data is seasonally adjusted