



United States Congress

Joint Economic Committee

Est. 1946

Republicans

Representative David Schweikert, *Vice Chairman*



Kansas Employment Update



October 2024 | Released November 19, 2024

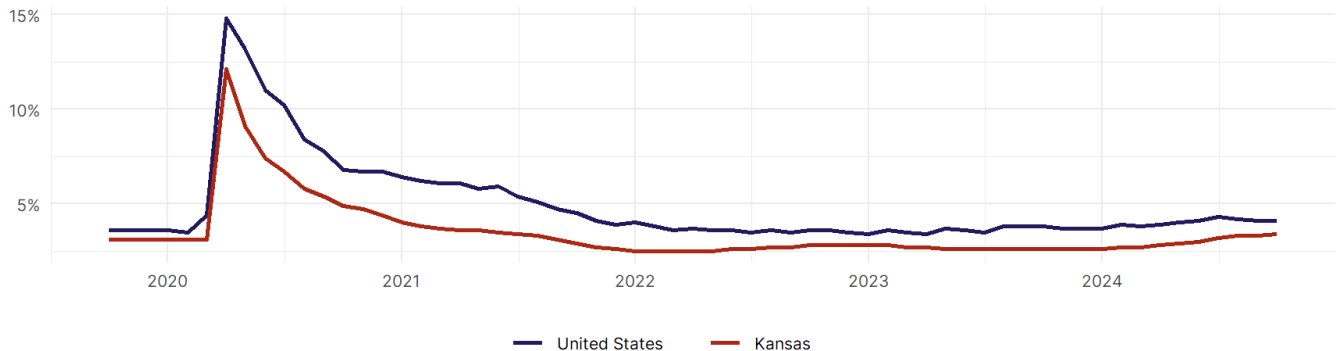
United States Employment Snapshot

- In October, among the 50 states and the District of Columbia **unemployment fell in 8, rose in 22, and remained unchanged in 21.**
- The highest unemployment rate was 5.7 percent in **District of Columbia and Nevada**, and the lowest was 1.9 percent in **South Dakota**. Nationally, the unemployment rate remained unchanged in October.
- In October, **payroll jobs rose in 21 states and fell in 30.** The largest payroll job percent increase was 0.4 percent in **Idaho**. The largest payroll job percent decline was 1 percent in **Washington**.

Kansas Employment Snapshot

- In October, **Kansas lost 200 net payroll jobs** and the **unemployment rate rose by 0.1 percentage point to 3.4 percent.** In the prior month, Kansas added 4,900 net payroll jobs.
- Over the past 12 months, **Kansas added 20,900 net payroll jobs** and the **unemployment rate rose by 0.8 percentage points from 2.6 percent.**
- Nationally, nonfarm payrolls **rose by 12,000 in October, or 0 percent.** Kansas **is tied for 23rd** in the nation for percentage gain in nonfarm payroll employment over the past 12 months.
- In October, **Kansas's private sector lost 1,500 net private payroll jobs**, and over the past 12 months it added 15,900 private payroll jobs. In the prior month, Kansas added 2,000 net private payroll jobs.
- In October, employment in Kansas **rose by 2,880**, and over the past 12 months it fell by 3,844.
- **Kansas's labor force participation rate rose to 66.4 percent** in October from 66.2 percent and **is tied for 8th** in the nation. In the past 12 months, the labor force participation rate has risen by 0.1 percentage points.

Kansas
Unemployment Rate

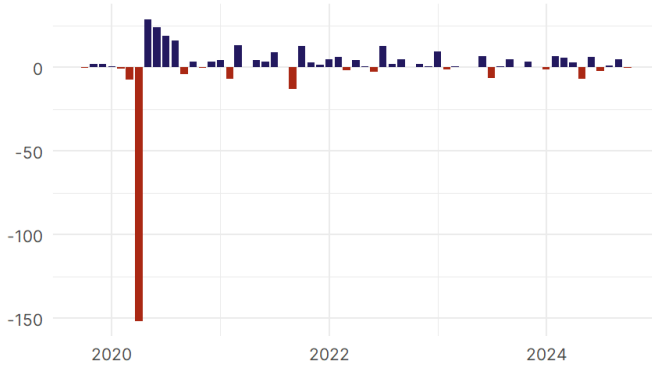


Source: Bureau of Labor Statistics, data is seasonally adjusted

Kansas Payroll Employment

Kansas Nonfarm Payroll Jobs

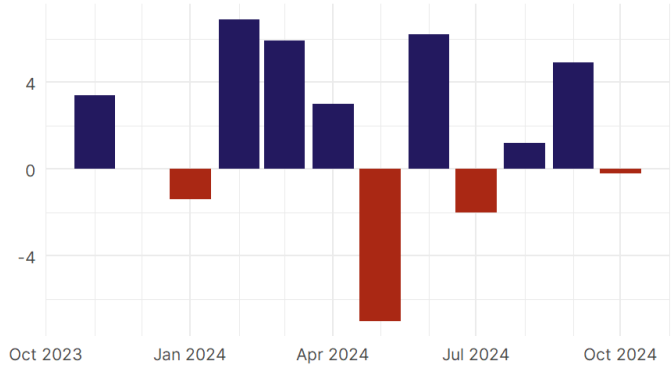
Monthly change, past five years (thousands)



Source: Bureau of Labor Statistics, data is seasonally adjusted

Kansas Nonfarm Payroll Jobs

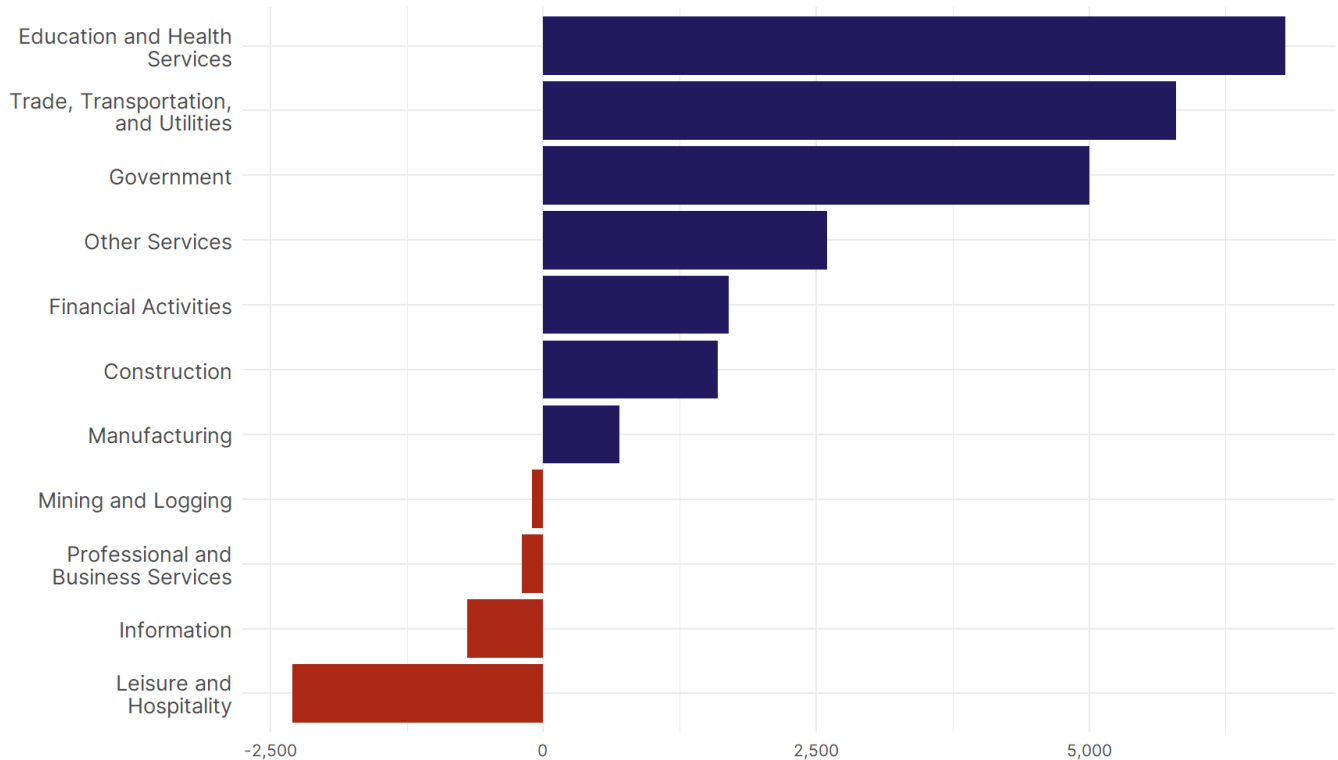
Monthly change, past 12 months (thousands)



Source: Bureau of Labor Statistics, data is seasonally adjusted

- **Kansas lost 200 net payroll jobs, or 0 percent**, on a seasonally adjusted basis during October. In the prior month, Kansas added 4,900 jobs. Kansas nonfarm payroll employment has increased in **7 of the past 12 months**.
- Nationally, nonfarm payrolls **rose by 12,000 in October, or 0 percent**. Kansas is tied for 23rd in the nation for percentage gain in nonfarm payroll employment over the past 12 months.
- **Kansas lost 1,500 private sector jobs, or -0.1 percent**, on a seasonally adjusted basis during October. In the prior month, Kansas added 2,000 jobs. Kansas private sector payroll employment has increased in **7 of the past 12 months**.
- Nationally, private sector payroll jobs **fell by 28,000 jobs in October, or 0 percent**. Kansas ranks 26th in the nation for percentage gain in private sector payroll employment over the past 12 months.

Change in Kansas Payroll Employment by Sector over past 12 months



Source: Bureau of Labor Statistics, data is seasonally adjusted

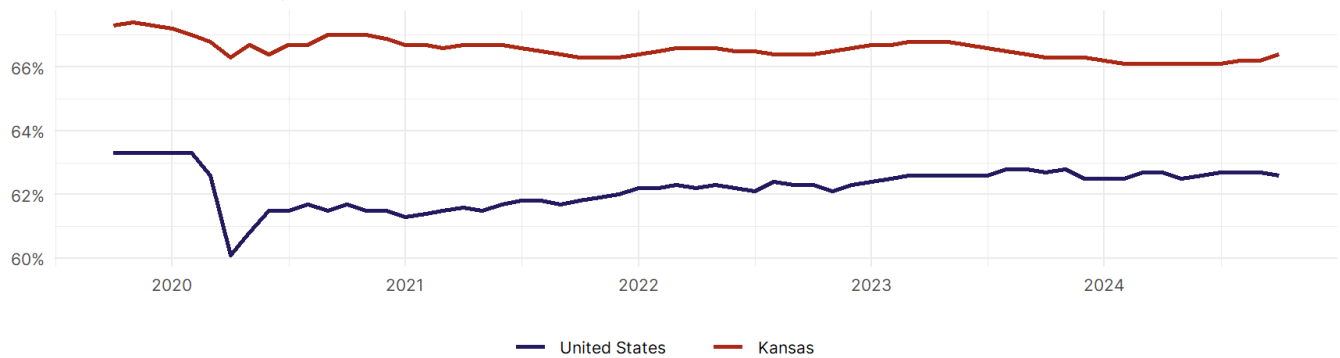
- The best performing sectors on a seasonally adjusted basis during October were **Government (1,300)** and **Other Services (800)**.
- The poorest performing sectors during the month were **Trade, Transportation, and Utilities (-900)** and **Leisure and Hospitality (-1,100)**.
- The best performing sectors during the last 12 months were **Education and Health Services (6,800)** and **Trade, Transportation, and Utilities (5,800)**.
- The poorest performing sectors during the last 12 months were **Information (-700)** and **Leisure and Hospitality (-2,300)**.

Kansas Labor Force

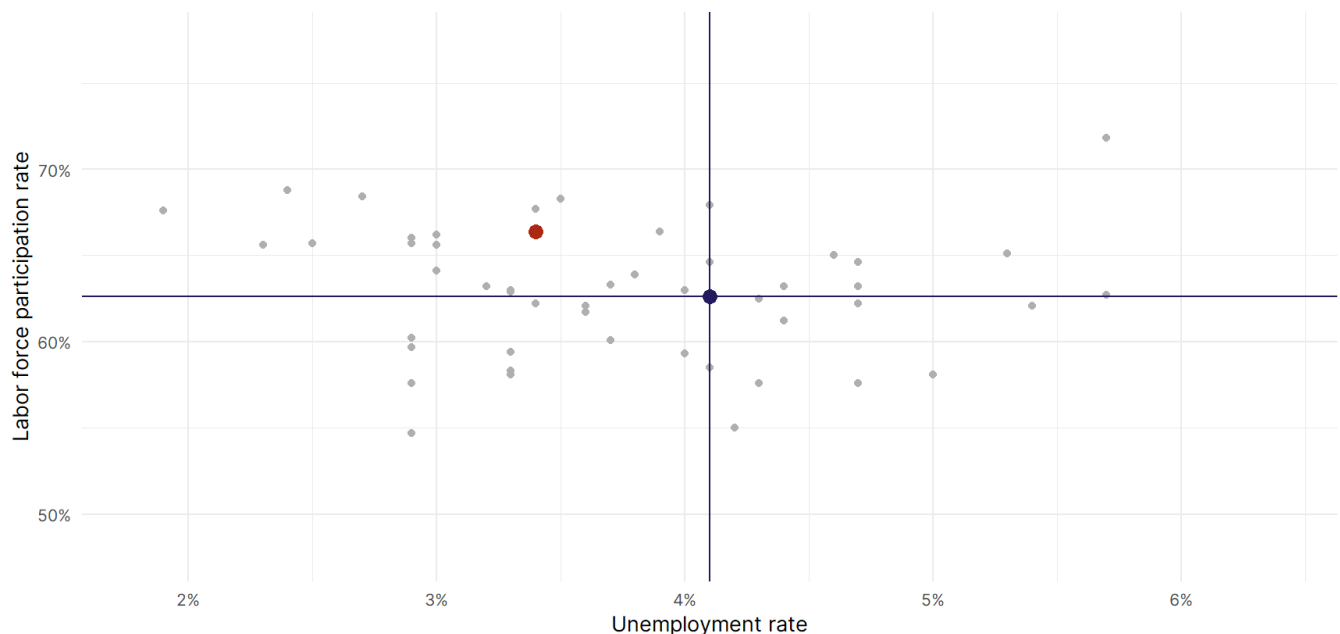
The labor force participation rate is the percentage of the civilian noninstitutionalized population age 16 and older who are employed or actively looking for work.

- The labor force participation rate in **Kansas rose to 66.4 percent in October from 66.2 percent in the prior month**.
- **Kansas is tied for 8th** in the nation.
- The 10-year high for the labor force participation rate in Kansas was **68 percent** occurring in November 2014, and the 10-year low was **66.1 percent** occurring in July 2024.
- The national labor force participation rate **fell by 0.1 percentage points to 62.6 percent** in October.

Kansas Labor Force Participation Rate



Source: Bureau of Labor Statistics, data is seasonally adjusted



Source: Bureau of Labor Statistics, data is seasonally adjusted