



United States Congress

Joint Economic Committee

Est. 1946

Republicans

Representative David Schweikert, *Vice Chairman*



Colorado Employment Update



October 2024 | Released November 19, 2024

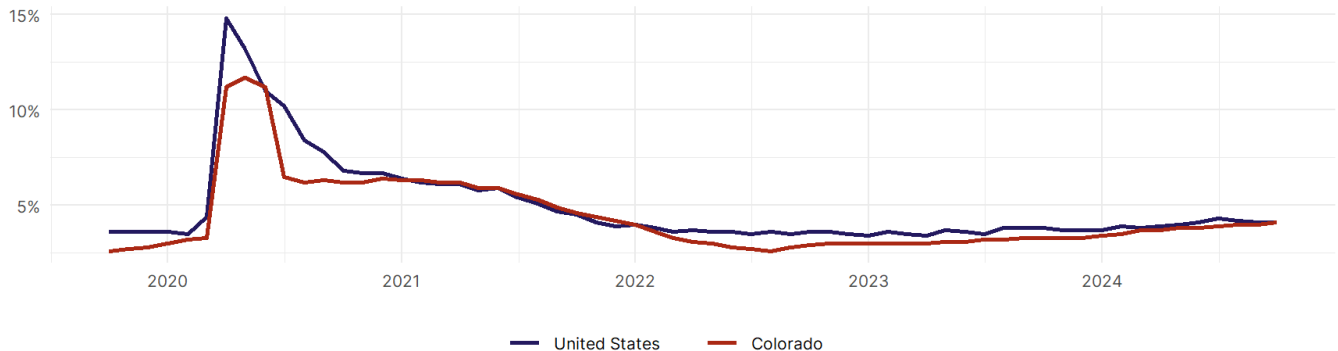
United States Employment Snapshot

- In October, among the 50 states and the District of Columbia **unemployment fell in 8, rose in 22, and remained unchanged in 21.**
- The highest unemployment rate was 5.7 percent in **District of Columbia and Nevada**, and the lowest was 1.9 percent in **South Dakota**. Nationally, the unemployment rate remained unchanged in October.
- In October, **payroll jobs rose in 21 states and fell in 30.** The largest payroll job percent increase was 0.4 percent in **Idaho**. The largest payroll job percent decline was 1 percent in **Washington**.

Colorado Employment Snapshot

- In October, **Colorado added 9,000 net payroll jobs** and the **unemployment rate rose by 0.1 percentage point to 4.1 percent.** In the prior month, Colorado added 13,800 net payroll jobs.
- Over the past 12 months, **Colorado added 59,500 net payroll jobs** and the **unemployment rate rose by 0.8 percentage points from 3.3 percent.**
- Nationally, nonfarm payrolls **rose by 12,000 in October, or 0 percent.** Colorado **is tied for 9th** in the nation for percentage gain in nonfarm payroll employment over the past 12 months.
- In October, **Colorado's private sector added 7,800 net private payroll jobs**, and over the past 12 months it added 40,000 private payroll jobs. In the prior month, Colorado added 12,000 net private payroll jobs.
- In October, employment in Colorado **rose by 400**, and over the past 12 months it fell by 12,553.
- **Colorado's labor force participation rate remained steady at 67.9 percent** in October and **ranks 5th** in the nation. In the past 12 months, the labor force participation rate has fallen by 0.5 percentage points.

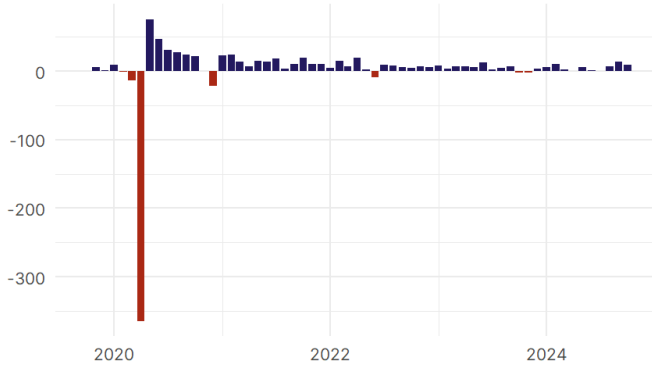
Colorado
Unemployment Rate



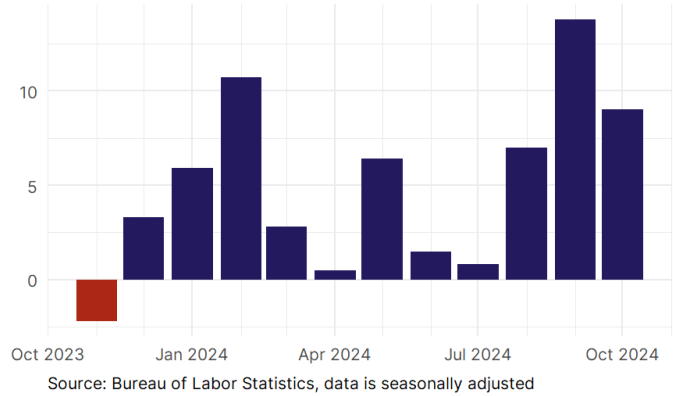
Source: Bureau of Labor Statistics, data is seasonally adjusted

Colorado Payroll Employment

Colorado Nonfarm Payroll Jobs
Monthly change, past five years (thousands)

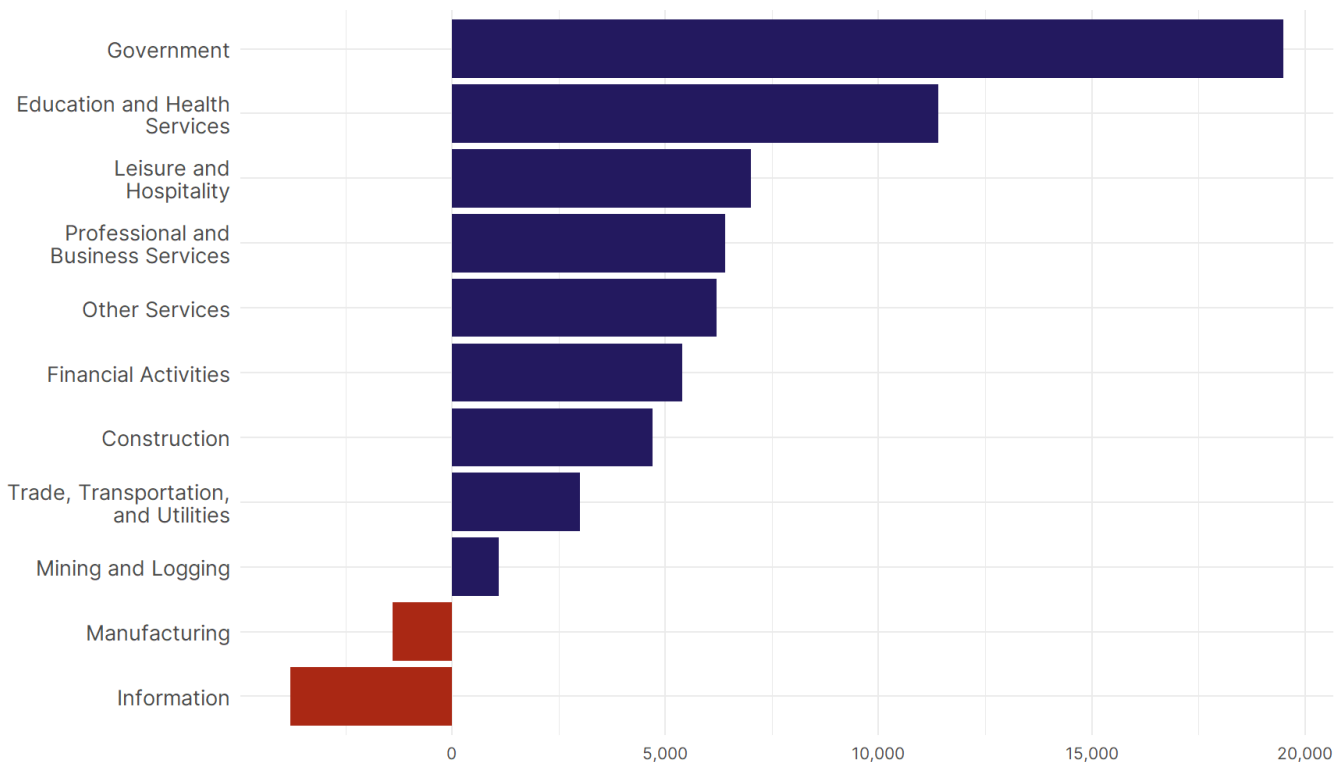


Colorado Nonfarm Payroll Jobs
Monthly change, past 12 months (thousands)



- **Colorado added 9,000 net payroll jobs, or 0.3 percent,** on a seasonally adjusted basis during October. In the prior month, Colorado added 13,800 jobs. Colorado nonfarm payroll employment has increased in **11 of the past 12 months.**
- Nationally, nonfarm payrolls **rose by 12,000 in October, or 0 percent.** Colorado is tied for 9th in the nation for percentage gain in nonfarm payroll employment over the past 12 months.
- **Colorado added 7,800 private sector jobs, or 0.3 percent,** on a seasonally adjusted basis during October. In the prior month, Colorado added 12,000 jobs. Colorado private sector payroll employment has increased in **9 of the past 12 months.**
- Nationally, private sector payroll jobs **fell by 28,000 jobs in October, or 0 percent.** Colorado is tied for 14th in the nation for percentage gain in private sector payroll employment over the past 12 months.

Change in Colorado
Payroll Employment by Sector
over past 12 months



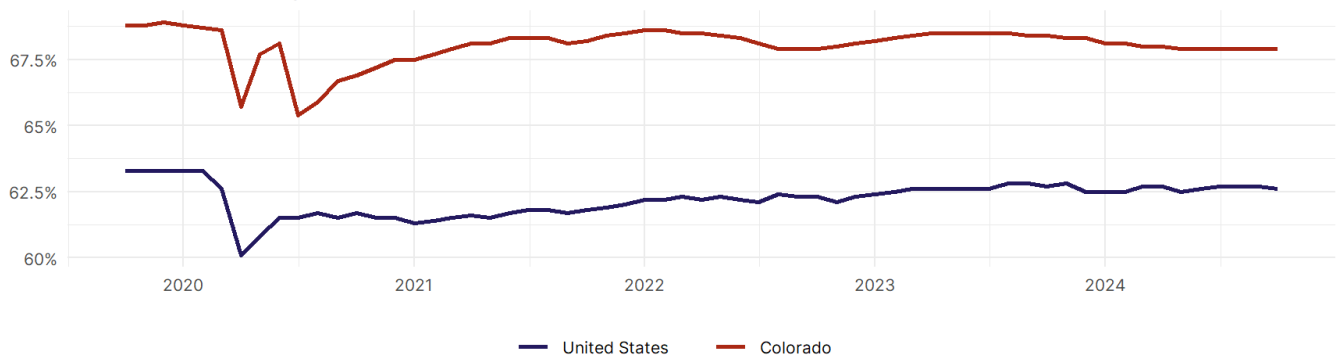
- The best performing sectors on a seasonally adjusted basis during October were **Professional and Business Services (2,800)** and **Leisure and Hospitality (2,500)**.
- The poorest performing sectors during the month were **Mining and Logging tied with Education and Health Services (0)** and **Manufacturing tied with Financial Activities (-100)**.
- The best performing sectors during the last 12 months were **Government (19,500)** and **Education and Health Services (11,400)**.
- The poorest performing sectors during the last 12 months were **Manufacturing (-1,400)** and **Information (-3,800)**.

Colorado Labor Force

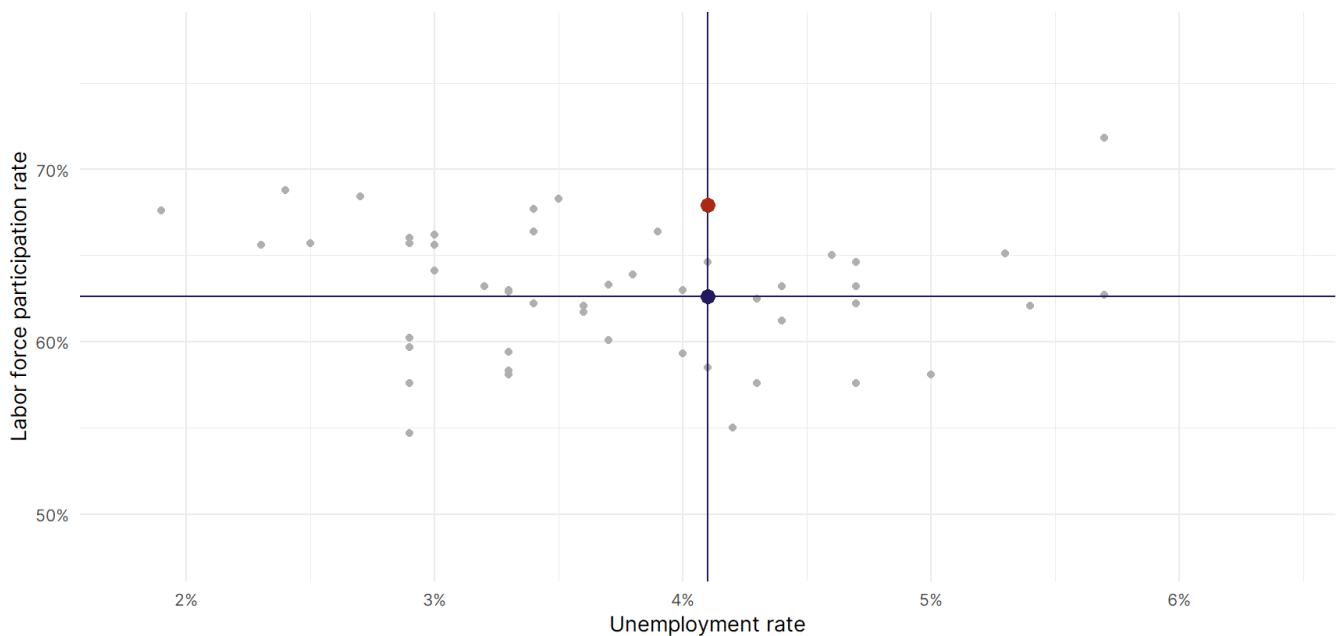
The labor force participation rate is the percentage of the civilian noninstitutionalized population age 16 and older who are employed or actively looking for work.

- The labor force participation rate in **Colorado remained unchanged at 67.9 percent in October**.
- **Colorado ranks 5th** in the nation.
- The 10-year high for the labor force participation rate in Colorado was **68.9 percent** in December 2019, and the 10-year low was **65.4 percent** in July 2020.
- The national labor force participation rate **fell by 0.1 percentage points to 62.6 percent** in October.

Colorado Labor Force Participation Rate



Source: Bureau of Labor Statistics, data is seasonally adjusted



Source: Bureau of Labor Statistics, data is seasonally adjusted