



United States Congress

Joint Economic Committee

Est. 1946

Republicans

Representative David Schweikert, *Vice Chairman*



Arizona Employment Update



October 2024 | Released November 19, 2024

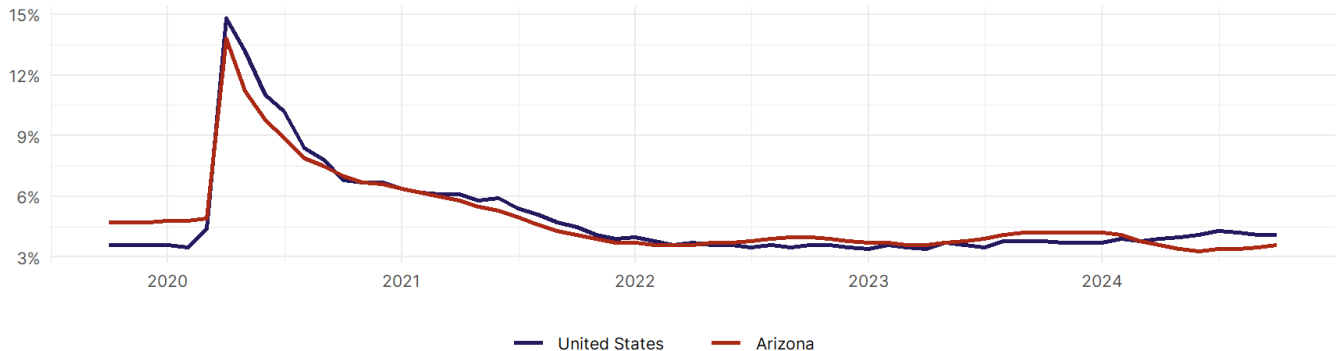
United States Employment Snapshot

- In October, among the 50 states and the District of Columbia **unemployment fell in 8, rose in 22, and remained unchanged in 21.**
- The highest unemployment rate was 5.7 percent in **District of Columbia and Nevada**, and the lowest was 1.9 percent in **South Dakota**. Nationally, the unemployment rate remained unchanged in October.
- In October, **payroll jobs rose in 21 states and fell in 30.** The largest payroll job percent increase was 0.4 percent in **Idaho**. The largest payroll job percent decline was 1 percent in **Washington**.

Arizona Employment Snapshot

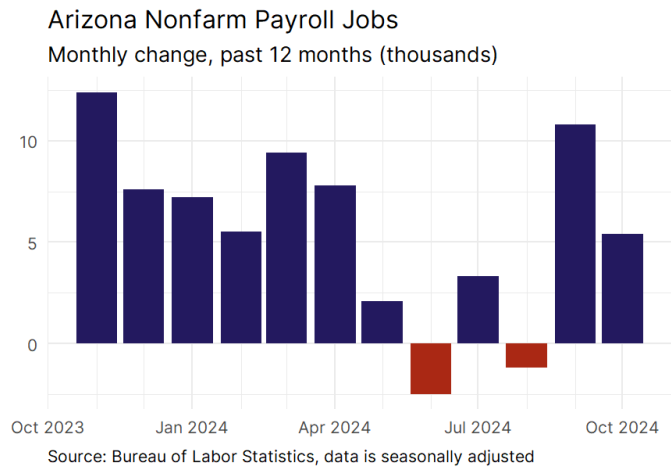
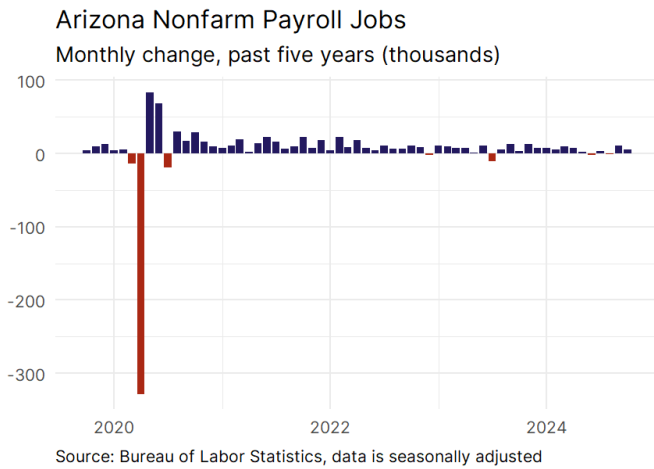
- In October, **Arizona added 5,400 net payroll jobs** and the **unemployment rate rose by 0.1 percentage point to 3.6 percent.** In the prior month, Arizona added 10,800 net payroll jobs.
- Over the past 12 months, **Arizona added 67,800 net payroll jobs** and the **unemployment rate fell by 0.6 percentage points from 4.2 percent.**
- Nationally, nonfarm payrolls **rose by 12,000 in October, or 0 percent.** Arizona **is tied for 6th** in the nation for percentage gain in nonfarm payroll employment over the past 12 months.
- In October, **Arizona's private sector added 5,500 net private payroll jobs**, and over the past 12 months it added 60,400 private payroll jobs. In the prior month, Arizona added 4,000 net private payroll jobs.
- In October, employment in Arizona **fell by 6,946**, and over the past 12 months it rose by 57,223.
- **Arizona's labor force participation rate fell to 62.1 percent** in October from 62.2 percent and **is tied for 34th** in the nation. In the past 12 months, the labor force participation rate has fallen by 0.2 percentage points.

Arizona
Unemployment Rate



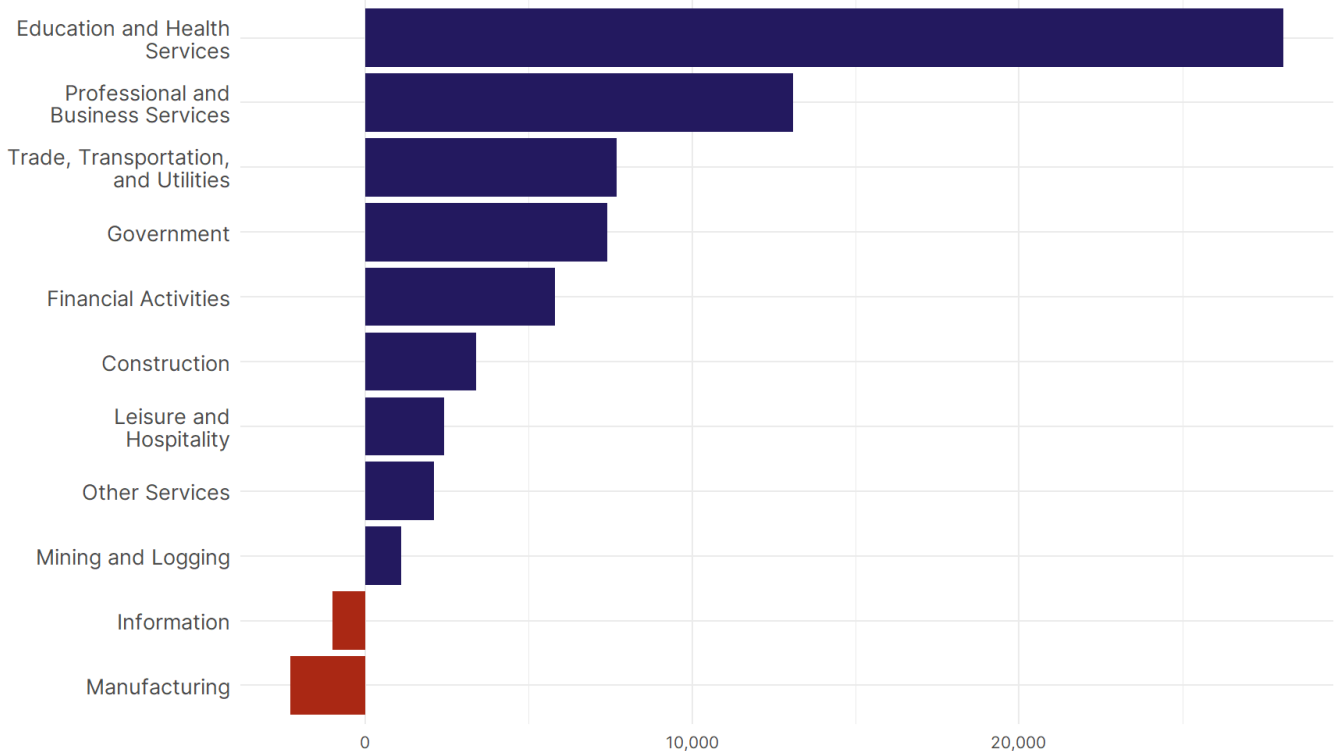
Source: Bureau of Labor Statistics, data is seasonally adjusted

Arizona Payroll Employment



- **Arizona added 5,400 net payroll jobs, or 0.2 percent,** on a seasonally adjusted basis during October. In the prior month, Arizona added 10,800 jobs. Arizona nonfarm payroll employment has increased in **10 of the past 12 months.**
- Nationally, nonfarm payrolls **rose by 12,000 in October, or 0 percent.** Arizona is tied for 6th in the nation for percentage gain in nonfarm payroll employment over the past 12 months.
- **Arizona added 5,500 private sector jobs, or 0.2 percent,** on a seasonally adjusted basis during October. In the prior month, Arizona added 4,000 jobs. Arizona private sector payroll employment has increased in **11 of the past 12 months.**
- Nationally, private sector payroll jobs **fell by 28,000 jobs in October, or 0 percent.** Arizona is tied for 7th in the nation for percentage gain in private sector payroll employment over the past 12 months.

Change in Arizona Payroll Employment by Sector over past 12 months

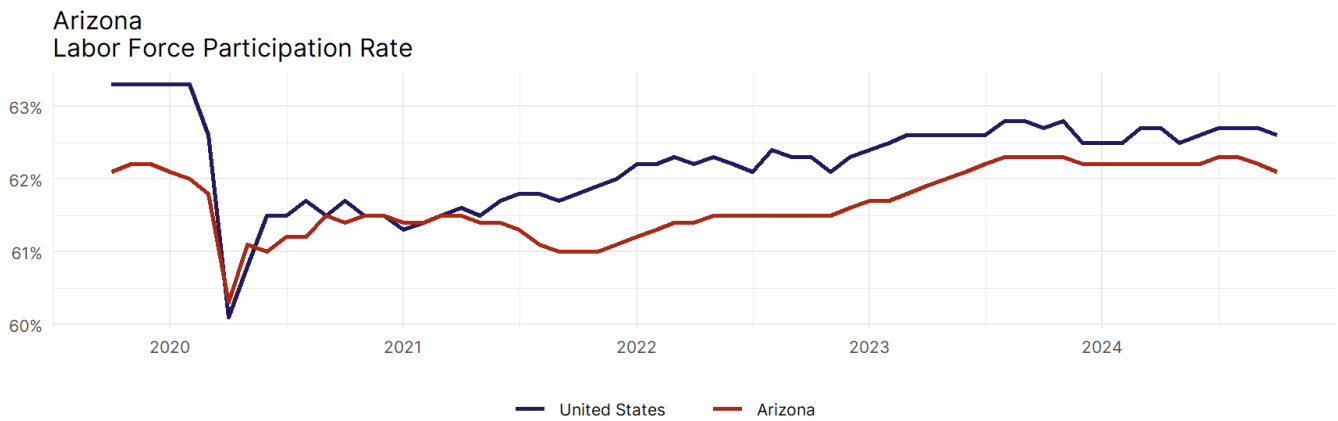


- The best performing sectors on a seasonally adjusted basis during October were **Leisure and Hospitality (3,600)** and **Education and Health Services (2,400)**.
- The poorest performing sectors during the month were **Manufacturing (-500)** and **Other Services (-700)**.
- The best performing sectors during the last 12 months were **Education and Health Services (28,100)** and **Professional and Business Services (13,100)**.
- The poorest performing sectors during the last 12 months were **Information (-1,000)** and **Manufacturing (-2,300)**.

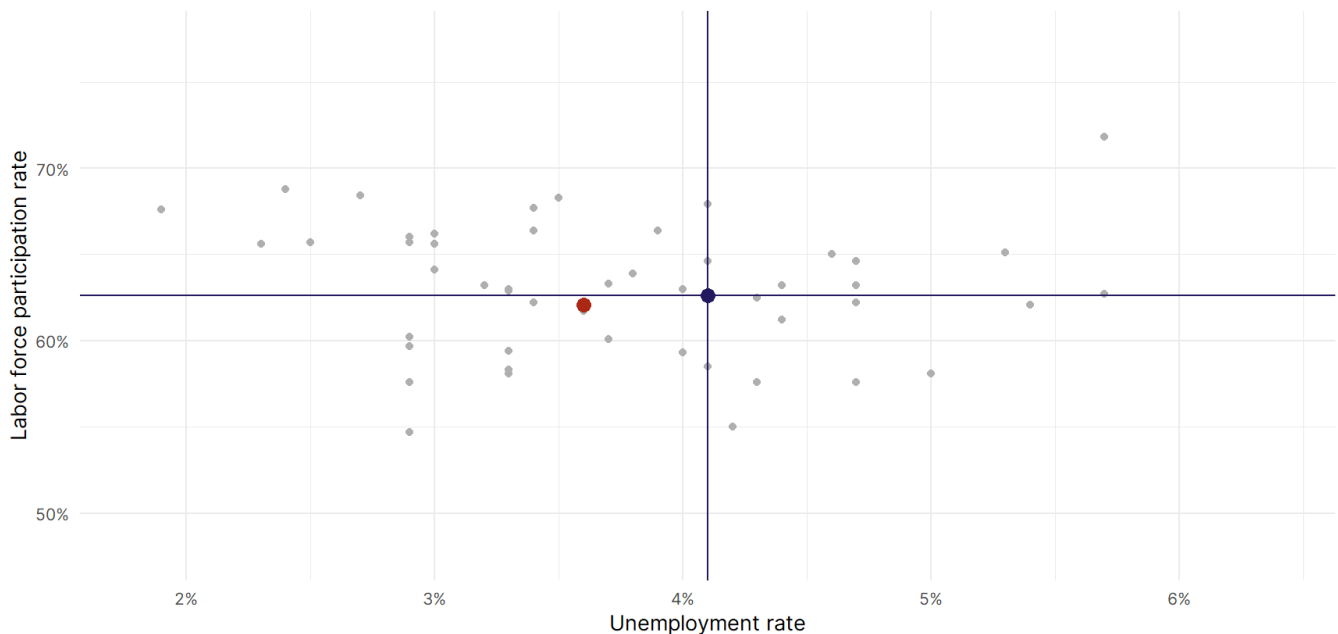
Arizona Labor Force

The labor force participation rate is the percentage of the civilian noninstitutionalized population age 16 and older who are employed or actively looking for work.

- The labor force participation rate in **Arizona fell to 62.1 percent in October from 62.2 percent in the prior month.**
- **Arizona is tied for 34th** in the nation.
- The 10-year high for the labor force participation rate in Arizona was **62.3 percent** occurring in August 2024, and the 10-year low was **60.3 percent** occurring in April 2020.
- The national labor force participation rate **fell by 0.1 percentage points to 62.6 percent** in October.



Source: Bureau of Labor Statistics, data is seasonally adjusted



Source: Bureau of Labor Statistics, data is seasonally adjusted