



United States Congress

Joint Economic Committee

Est. 1946


Republicans

Representative David Schweikert, *Vice Chairman*



South Carolina

Employment Update



October 2024 | Released November 19, 2024

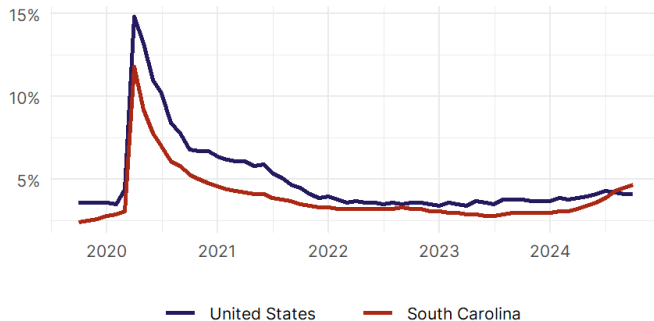
United States Employment Snapshot

- In October, among the 50 states and the District of Columbia **unemployment fell in 8, rose in 22, and remained unchanged in 21.**
- The highest unemployment rate was 5.7 percent in **District of Columbia and Nevada**, and the lowest was 1.9 percent in **South Dakota**. Nationally, the unemployment rate remained unchanged in October.
- In October, **payroll jobs rose in 21 states and fell in 30.** The largest payroll job percent increase was 0.4 percent in **Idaho**. The largest payroll job percent decline was 1 percent in **Washington**.

South Carolina Employment Snapshot

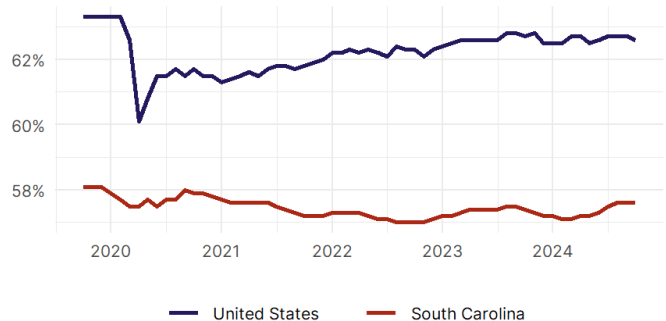
- In October, **South Carolina lost 3,500 net payroll jobs** and the **unemployment rate rose by 0.2 percentage point to 4.7 percent.** In the prior month, South Carolina added 3,600 net payroll jobs.
- Over the past 12 months, **South Carolina added 61,800 net payroll jobs** and the **unemployment rate rose by 1.7 percentage points from 3 percent.**
- Nationally, nonfarm payrolls **rose by 12,000 in October, or 0 percent.** South Carolina **is tied for 2nd** in the nation for percentage gain in nonfarm payroll employment over the past 12 months.
- In October, **South Carolina's private sector lost 3,500 net private payroll jobs**, and over the past 12 months it added 51,100 private payroll jobs. In the prior month, South Carolina added 2,900 net private payroll jobs.
- In October, employment in South Carolina **fell by 111**, and over the past 12 months it rose by 16,971.
- **South Carolina's labor force participation rate remained steady at 57.6 percent** in October and **is tied for 47th** in the nation. In the past 12 months, the labor force participation rate has risen by 0.2 percentage points.

South Carolina Unemployment Rate



Source: Bureau of Labor Statistics, data is seasonally adjusted

South Carolina Labor Force Participation Rate



Source: Bureau of Labor Statistics, data is seasonally adjusted

Read the full release (<https://www.jec.senate.gov/public/index.cfm/republicans/sc/>)