



United States Congress

Joint Economic Committee


Est. 1946

Republicans

Representative David Schweikert, *Vice Chairman*



Indiana Employment Update



October 2024 | Released November 19, 2024

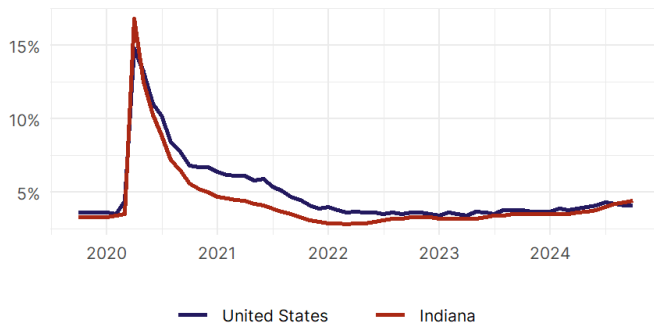
United States Employment Snapshot

- In October, among the 50 states and the District of Columbia **unemployment fell in 8, rose in 22, and remained unchanged in 21.**
- The highest unemployment rate was 5.7 percent in **District of Columbia and Nevada**, and the lowest was 1.9 percent in **South Dakota**. Nationally, the unemployment rate remained unchanged in October.
- In October, **payroll jobs rose in 21 states and fell in 30.** The largest payroll job percent increase was 0.4 percent in **Idaho**. The largest payroll job percent decline was 1 percent in **Washington**.

Indiana Employment Snapshot

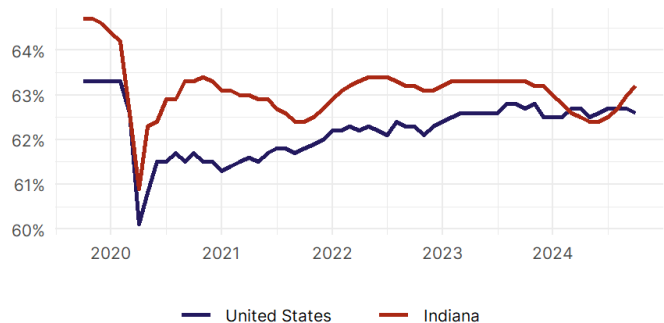
- In October, **Indiana added 2,900 net payroll jobs** and the **unemployment rate rose by 0.1 percentage point to 4.4 percent.** In the prior month, Indiana lost 100 net payroll jobs.
- Over the past 12 months, **Indiana added 52,700 net payroll jobs** and the **unemployment rate rose by 0.9 percentage points from 3.5 percent.**
- Nationally, nonfarm payrolls **rose by 12,000 in October, or 0 percent.** Indiana **is tied for 14th** in the nation for percentage gain in nonfarm payroll employment over the past 12 months.
- In October, **Indiana's private sector added 100 net private payroll jobs**, and over the past 12 months it added 44,300 private payroll jobs. In the prior month, Indiana added 1,400 net private payroll jobs.
- In October, employment in Indiana **rose by 12,484**, and over the past 12 months it fell by 8,390.
- **Indiana's labor force participation rate rose to 63.2 percent** in October from 63 percent and **is tied for 24th** in the nation. In the past 12 months, the labor force participation rate has fallen by 0.1 percentage points.

Indiana
Unemployment Rate



Source: Bureau of Labor Statistics, data is seasonally adjusted

Indiana
Labor Force Participation Rate



Source: Bureau of Labor Statistics, data is seasonally adjusted

Read the full release (<https://www.jec.senate.gov/public/index.cfm/republicans/in/>)