



United States Congress

Joint Economic Committee


Est. 1946

Republicans

Representative David Schweikert, *Vice Chairman*



District of Columbia Employment Update



October 2024 | Released November 19, 2024

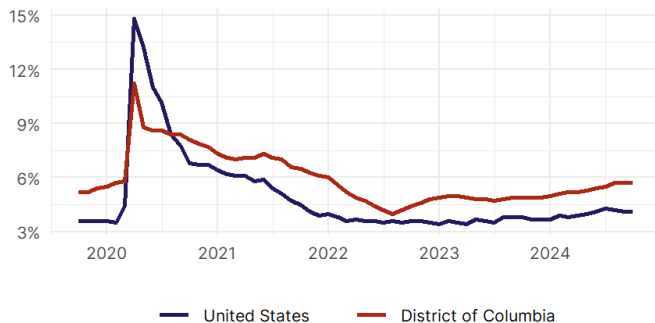
United States Employment Snapshot

- In October, among the 50 states and the District of Columbia **unemployment fell in 8, rose in 22, and remained unchanged in 21.**
- The highest unemployment rate was 5.7 percent in **District of Columbia and Nevada**, and the lowest was 1.9 percent in **South Dakota**. Nationally, the unemployment rate remained unchanged in October.
- In October, **payroll jobs rose in 21 states and fell in 30.** The largest payroll job percent increase was 0.4 percent in **Idaho**. The largest payroll job percent decline was 1 percent in **Washington**.

District of Columbia Employment Snapshot

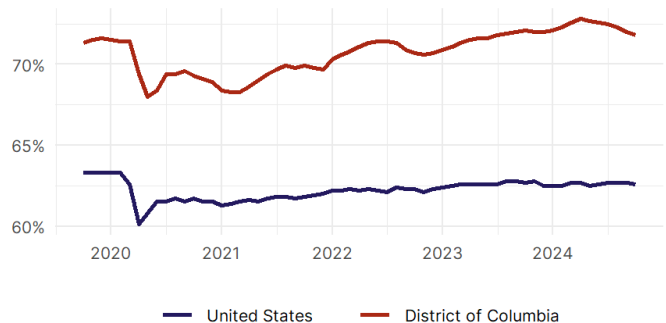
- In October, **District of Columbia lost 300 net payroll jobs** and the **unemployment rate remained unchanged at 5.7 percent.** In the prior month, District of Columbia added 2,500 net payroll jobs.
- Over the past 12 months, **District of Columbia added 7,200 net payroll jobs** and the **unemployment rate rose by 0.8 percentage points from 4.9 percent.**
- Nationally, nonfarm payrolls **rose by 12,000 in October, or 0 percent.** District of Columbia **is tied for 37th** in the nation for percentage gain in nonfarm payroll employment over the past 12 months.
- In October, **District of Columbia's private sector lost 500 net private payroll jobs**, and over the past 12 months it added 8,200 private payroll jobs. In the prior month, District of Columbia added 4,600 net private payroll jobs.
- In October, employment in District of Columbia **fell by 375**, and over the past 12 months it rose by 581.
- **District of Columbia's labor force participation rate fell to 71.8 percent** in October from 72 percent and **ranks 1st** in the nation. In the past 12 months, the labor force participation rate has fallen by 0.3 percentage points.

District of Columbia
Unemployment Rate



Source: Bureau of Labor Statistics, data is seasonally adjusted

District of Columbia
Labor Force Participation Rate



Source: Bureau of Labor Statistics, data is seasonally adjusted

Read the full release (<https://www.jec.senate.gov/public/index.cfm/republicans/dc/>)