



United States Congress

Joint Economic Committee


Est. 1946

Republicans

Representative David Schweikert, *Vice Chairman*



Indiana Employment Report



May 2024 | Released June 25, 2024

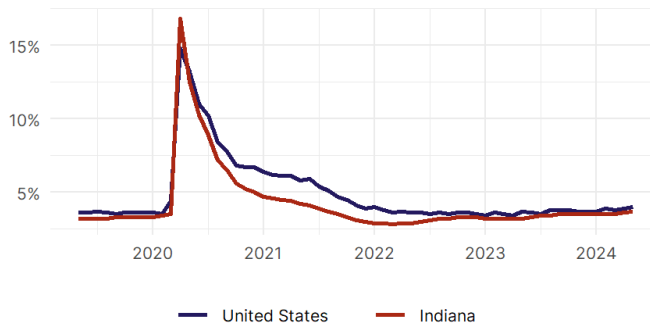
United States Employment Snapshot

- In May, among the 50 states and the District of Columbia **unemployment fell in 13, rose in 17, and remained unchanged in 21.**
- The highest unemployment rate was 5.3 percent in **District of Columbia**, and the lowest was 2 percent in **North Dakota and South Dakota**. Nationally, the unemployment rate rose by 0.1 percentage point to 4 percent.
- In May, **payroll jobs rose in 42 states and fell in 9.** The largest payroll job percent increase was 0.9 percent in **Idaho**. The largest payroll job percent decline was 0.3 percent in **Minnesota**.

Indiana Employment Snapshot

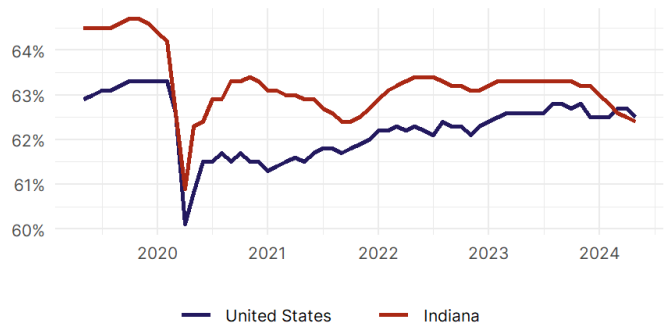
- In May, **Indiana added 5,100 net payroll jobs** and the **unemployment rate rose by 0.1 percentage point to 3.7 percent.** In the prior month, Indiana lost 800 net payroll jobs.
- Over the past 12 months, **Indiana added 45,200 net payroll jobs** and the **unemployment rate rose by 0.5 percentage points from 3.2 percent.**
- Nationally, nonfarm payrolls **rose by 272,000 in May, or 0.2 percent.** Indiana **is tied for 31st** in the nation for percentage gain in nonfarm payroll employment over the past 12 months.
- In May, **Indiana's private sector added 3,400 net private payroll jobs**, and over the past 12 months it added 36,100 private payroll jobs. In the prior month, Indiana lost 1,200 net private payroll jobs.
- In May, employment in Indiana **fell by 4,722**, and over the past 12 months it fell by 38,192.
- **Indiana's labor force participation rate fell to 62.4 percent** in May from 62.5 percent and **ranks 31st** in the nation. In the past 12 months, the labor force participation rate has fallen by 0.9 percentage points.

Indiana
Unemployment Rate



Source: Bureau of Labor Statistics, data is seasonally adjusted

Indiana
Labor Force Participation Rate



Source: Bureau of Labor Statistics, data is seasonally adjusted

Read the full release (<https://www.jec.senate.gov/public/index.cfm/republicans/in/>)