



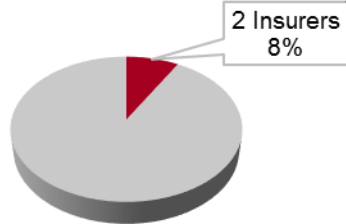
## The State of Obamacare in Oregon 2017

### State Snapshot

<b>Average 2017 Premium Increase<sup>1</sup></b>	
Exchange Benchmark Silver Plan <sup>2</sup>	<b>27%</b>
All Individual Market Plans	<b>27%</b>
Individual Market Plans since 2013	<b>110%</b>

<b>State Population with Few Insurance Choices</b>	
One Exchange Insurer	<b>0</b>
Two Exchange Insurers	<b>430,085</b>
<b>TOTAL</b>	<b>430,085</b>

**Oregon Counties with Two or Fewer Insurers on the Obamacare Exchange**



■ 3+ Insurers ■ 2 Insurers ■ 1 Insurer

Source: Kaiser Family Foundation, JEC Staff Calculations

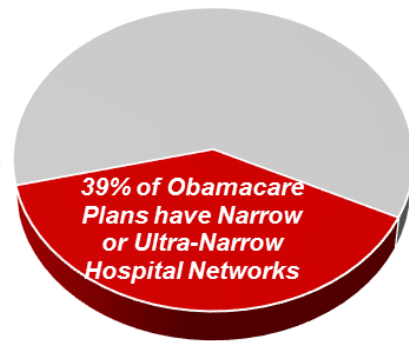
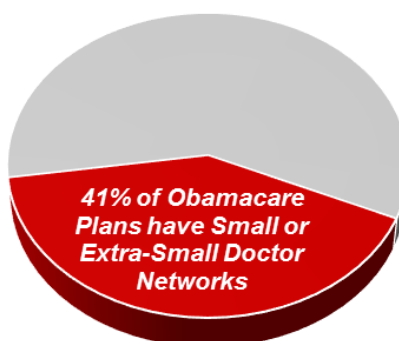
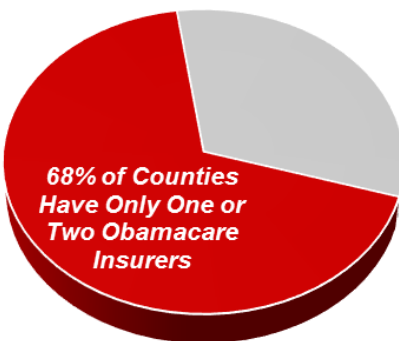
<b>Counties with Few Insurance Choices<sup>3</sup></b>	
One Exchange Insurer	<b>0%</b>
Two Exchange Insurers	<b>8%</b>
<b>TOTAL</b>	<b>8%</b>

### National Snapshot

<b>Average 2017 Premium Increase</b>	
Exchange Benchmark Silver Plan	<b>22%</b>
All Individual Market Plans	<b>25%</b>
Individual Market Plans since 2013	<b>105%</b>

<b>Counties with Few Insurance Choices</b>	
One Exchange Insurer	<b>32%</b>
Two Exchange Insurers	<b>36%</b>
<b>TOTAL</b>	<b>68%</b>

### **Limited Choices of Insurers, Doctors, and Hospitals**



Sources: Kaiser Family Foundation, Robert Wood Johnson Foundation, McKinsey and Company

<sup>1</sup> Using data from <https://aspe.hhs.gov/system/files/pdf/212721/2017MarketplaceLandscapeBrief.pdf#page=20>, <https://www.jec.senate.gov/public/index.cfm/republicans/state-aca-data/>, and <https://aspe.hhs.gov/system/files/pdf/256751/IndividualMarketPremiumChanges.pdf>.

<sup>2</sup> A benchmark silver plan is the second-lowest cost silver plan on an exchange and is the basis for federal subsidy levels.

<sup>3</sup> "Insurance Participation by County 2016 and 2017," Kaiser Family Foundation; JEC staff calculations, using Census data.