

# South Dakota Employment Report

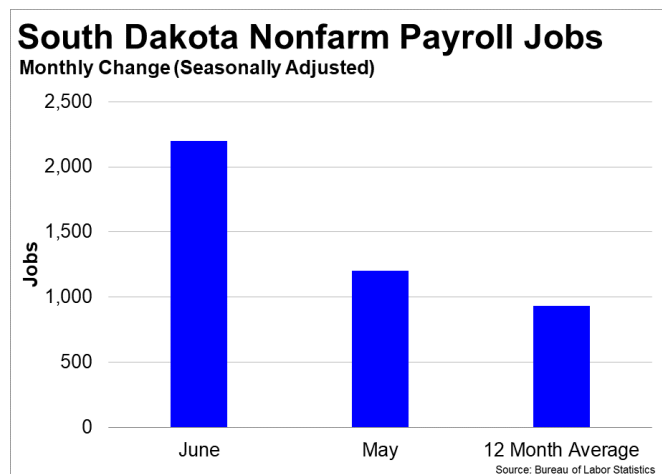
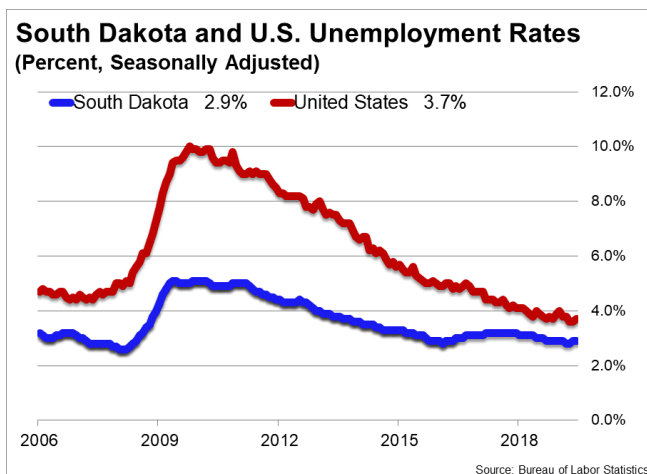
## Joint Economic Committee

Senator Mike Lee, Chairman

July 19, 2019

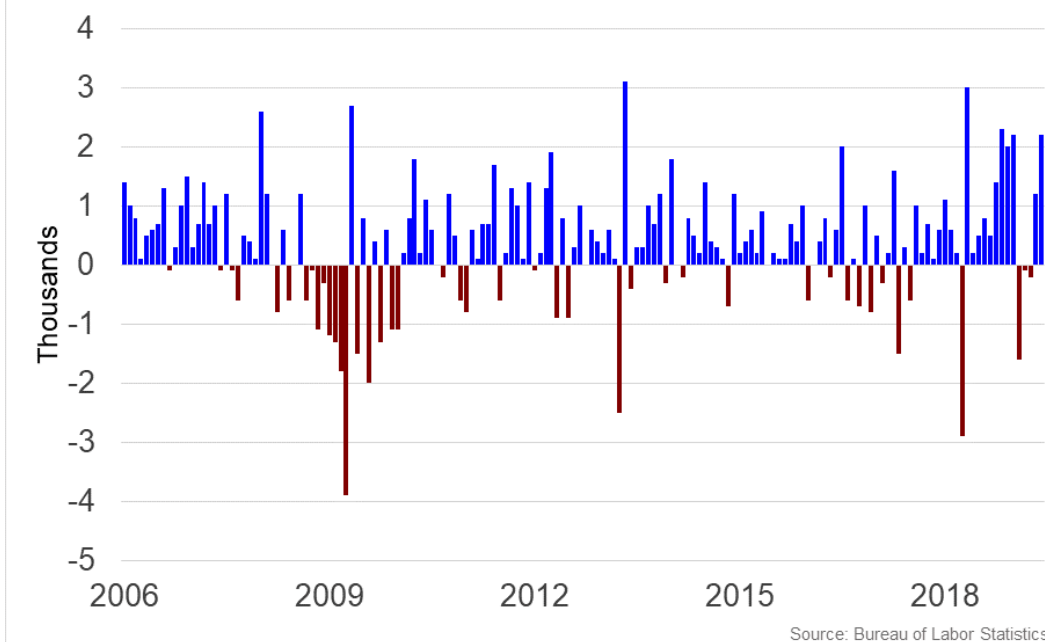
### Summary

- **South Dakota added 2,200 jobs and the unemployment rate was unchanged at 2.9 percent in June** according to Bureau of Labor Statistics (BLS) data.
- **Over the past twelve months, South Dakota added 11,200 jobs** and the unemployment rate fell by 0.1 percentage point from 3 percent.
- **In June, South Dakota's private sector added 2,200 jobs** and over the past twelve months it created 10,600 jobs.
- The number of **unemployed South Dakotans rose by 157 in June**, and over the past year 7,563 South Dakotans found jobs.
- South Dakota's **labor force participation rate increased to 68.9 percent** from 68.8 percent in June. Since last year, the labor force participation rate rose 0.3 percentage point.
- The national unemployment rate **rose by 0.1 percentage point to 3.7 percent in June**. State employment and unemployment data for July is scheduled for release on August 16, 2019. The national employment situation report for July will be released on Friday, August 2, 2019.



## South Dakota Nonfarm Payroll Jobs

Monthly Change (Thousands, Seasonally Adjusted)



### South Dakota Payroll Employment

South Dakota added 2,200 jobs, or 0.49 percent, on a seasonally adjusted basis during June. In the prior month, South Dakota added 1,200 jobs. Over the past twelve months, nonfarm payrolls in South Dakota increased by 11,200, or 2.56 percent. South Dakota nonfarm payroll employment has increased in 9 of the past 12 months.

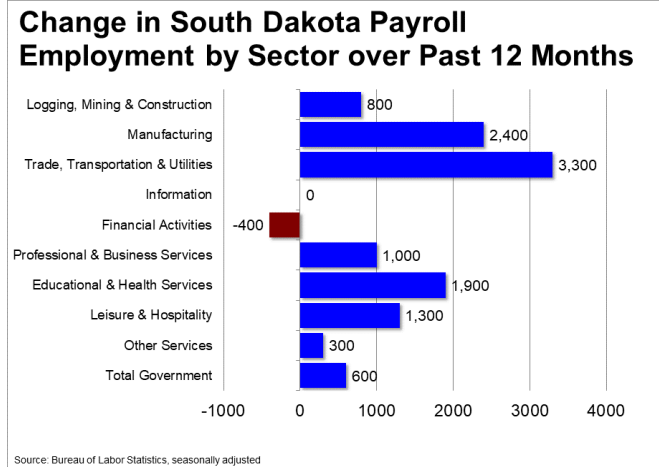
Nationally, nonfarm payrolls increased by 224,000 jobs in June, or 0.15 percent. Over the 12-month period ending June 2019, nonfarm payrolls grew by 2,301,000 jobs, or 1.54 percent. South Dakota posted the fifth highest percentage gain in nonfarm payroll employment among the 50 states and the District of Columbia over the past 12 months.

During June, South Dakota's private-sector added 2,200 jobs, or 0.60 percent. The private-sector in South Dakota added 900 jobs in the prior month. Over the past twelve months, private-sector payrolls in South Dakota increased by 10,600, or 2.96 percent. South Dakota private-sector payroll employment has increased in 9 of the past 12 months.

Nationally, private-sector payroll jobs increased by 191,000 jobs in June, or 0.15 percent. Over the past 12 months, the nation's economy has added 2,201,000 jobs in the private-sector, an increase of 1.74 percent. South Dakota posted the fifth highest percentage gain in private-sector payroll employment among the 50 states and the District of Columbia over the past 12 months.

The best performing sectors on a seasonally adjusted basis during June were Leisure & Hospitality (+1,000) and Educational & Health Services (+500). The poorest performing sectors during the month were Other Services (-200) and Financial Activities (-100).

The best performing sectors during the last twelve months were Trade, Transportation & Utilities (+3,300) and Manufacturing (+2,400). The poorest performing sectors during the last twelve months were Financial Activities (-400) and Information (unchanged).



## South Dakota Labor Force Statistics

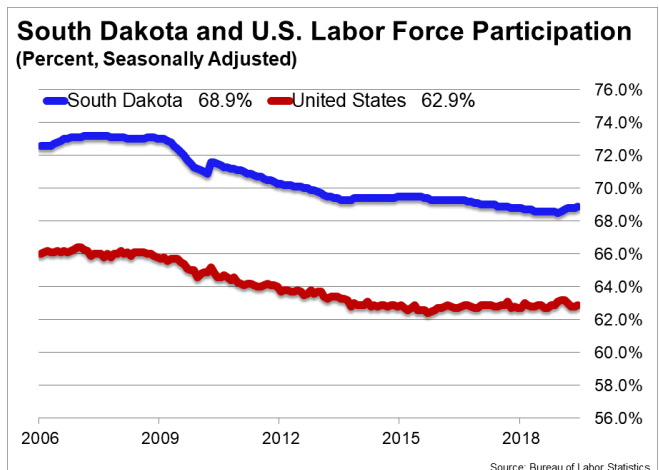
### *Labor Force Participation*

The labor force participation rate in South Dakota rose to 68.9 percent in June from 68.8 percent the prior month. Among the 50 states and the District of Columbia, 6 have a higher labor force participation rate than South Dakota. The labor force participation rate in South Dakota is unchanged from a year earlier. The labor force participation rate is the percentage of the civilian noninstitutionalized population age 16 and older who are employed or actively looking for work.

The 10-year high for the labor force participation rate in South Dakota was 72.2 percent in July 2009. The series high for the labor force participation rate in South Dakota occurred in August 2004 when the labor force participation rate hit 73.4 percent. The 10-year low for the labor force participation rate was 68.5 percent in December 2018. The series low for the labor force participation rate occurred in August 1976 when the labor force participation rate hit 64.3 percent. The national labor force participation rate rose by 0.1 percentage point to 62.9 percent in June, but remains near its 41-year low of 62.4 percent.

### *Employment-to-Population Ratio*

The employment-to-population ratio, or the percentage of the South Dakota civilian noninstitutionalized population 16 years and older counted as employed, rose to 66.9 percent in June from 66.8 percent the prior month. Among the 50 states and the District of



Columbia, 6 have higher employment-to-population ratios than South Dakota. The employment-to-population ratio in South Dakota is 0.4 percentage point higher than a year earlier.

The 10-year high for the employment-to-population ratio in South Dakota was 68.5 percent in July 2009. The series high for the employment-to-population ratio in South Dakota occurred in February 2000 when the employment-to-population ratio hit 71.4 percent. The 10-year low for the employment-to-population ratio was 66.5 percent in December 2018. The series low for the employment-to-population ratio occurred in September 1976 when the employment-to-population ratio was 62.2 percent.

The national employment-to-population ratio held steady at 60.6 percent in June. That rate was 0.2 percentage point higher than a year earlier. The all-time high for the employment-to-population ratio was 64.7 in April 2000. The 10-year high for the employment-to-population ratio was 63.4 percent in December 2006. The recent low occurred in October 2013 when the employment-to-population ratio dipped to 58.2 percent. The last time the employment-to-population ratio posted a reading lower than 58.2 percent was July 1983.

