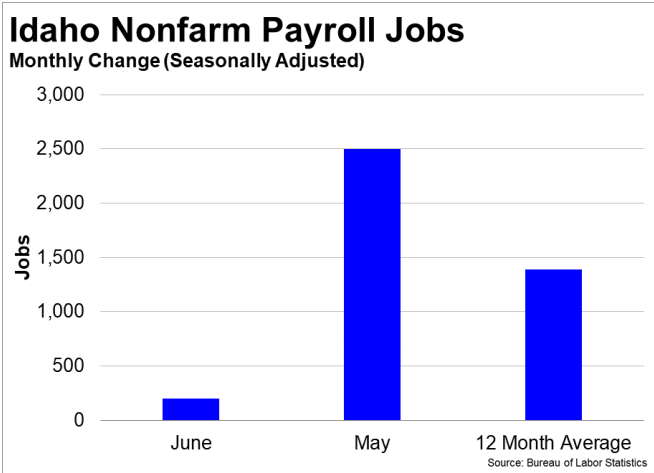
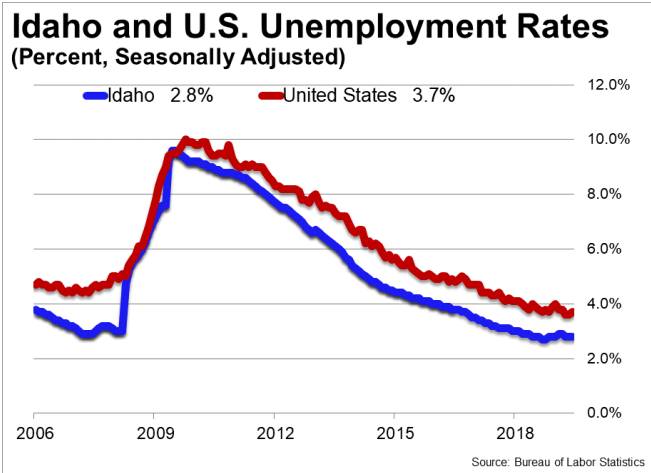




July 19, 2019

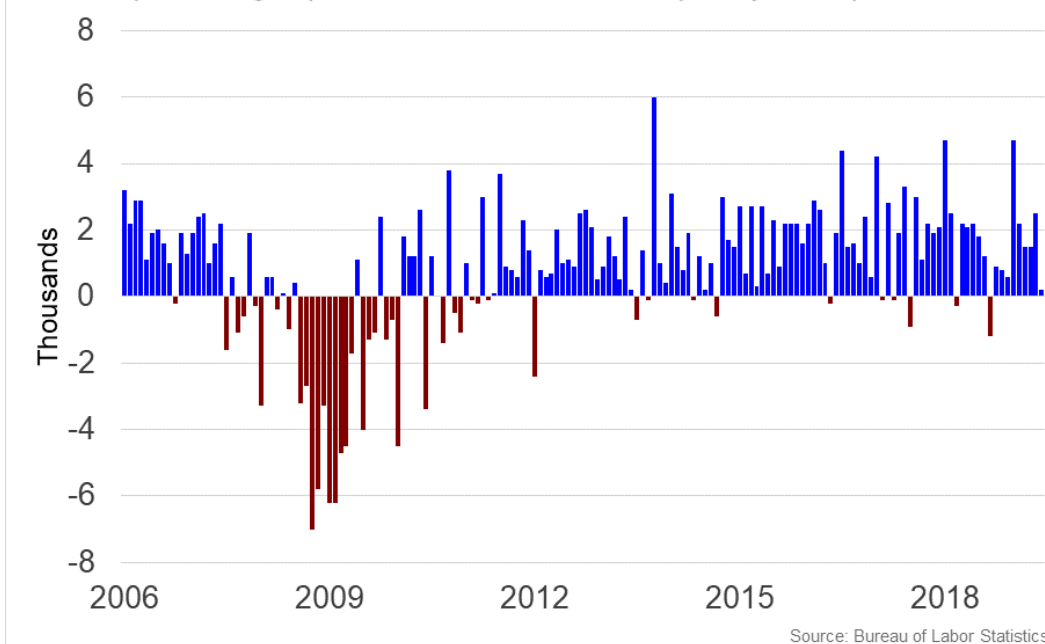
Summary

- **Idaho added 200 jobs and the unemployment rate was unchanged at 2.8 percent in June** according to Bureau of Labor Statistics (BLS) data.
- **Over the past twelve months, Idaho added 16,700 jobs** and the unemployment rate was unchanged at 2.8 percent.
- **In June, Idaho's private sector added 300 jobs** and over the past twelve months it created 15,000 jobs.
- The number of **unemployed Idahoans rose by 71 in June**, and over the past year 16,385 Idahoans found jobs.
- Idaho's **labor force participation rate increased to 63.9 percent** from 63.8 percent in June. Since last year, the labor force participation rate fell 0.3 percentage point.
- The national unemployment rate **rose by 0.1 percentage point to 3.7 percent in June**. State employment and unemployment data for July is scheduled for release on August 16, 2019. The national employment situation report for July will be released on Friday, August 2, 2019.



Idaho Nonfarm Payroll Jobs

Monthly Change (Thousands, Seasonally Adjusted)



Idaho Payroll Employment

Idaho added 200 jobs, or 0.03 percent, on a seasonally adjusted basis during June. In the prior month, Idaho added 2,500 jobs. Over the past twelve months, nonfarm payrolls in Idaho increased by 16,700, or 2.26 percent. Idaho nonfarm payroll employment has increased in 11 of the past 12 months.

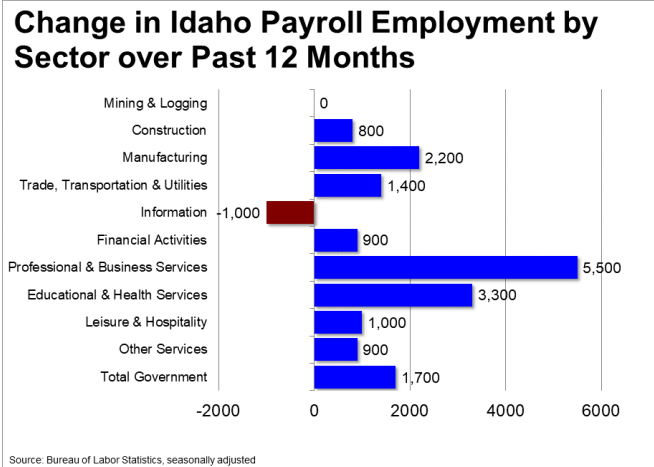
Nationally, nonfarm payrolls increased by 224,000 jobs in June, or 0.15 percent. Over the 12-month period ending June 2019, nonfarm payrolls grew by 2,301,000 jobs, or 1.54 percent. Idaho ranks 8th among the 50 states and the District of Columbia for percentage gain in nonfarm payroll employment over the past 12 months.

During June, Idaho's private-sector added 300 jobs, or 0.05 percent. The private-sector in Idaho added 2,300 jobs in the prior month. Over the past twelve months, private-sector payrolls in Idaho increased by 15,000, or 2.45 percent. Idaho private-sector payroll employment has increased in 10 of the past 12 months.

Nationally, private-sector payroll jobs increased by 191,000 jobs in June, or 0.15 percent. Over the past 12 months, the nation's economy has added 2,201,000 jobs in the private-sector, an increase of 1.74 percent. Idaho ranks 9th among the 50 states and the District of Columbia for percentage gain in private-sector payroll employment over the past 12 months.

The best performing sectors on a seasonally adjusted basis during June were Professional & Business Services (+300), Educational & Health Services (+200), and Leisure & Hospitality (+200). The poorest performing sectors during the month were Construction (-300) and Other Services (-100).

The best performing sectors during the last twelve months were Professional & Business Services (+5,500) and Educational & Health Services (+3,300). The poorest performing sectors during the last twelve months were Information (-1,000) and Mining & Logging (unchanged).



Idaho Labor Force Statistics

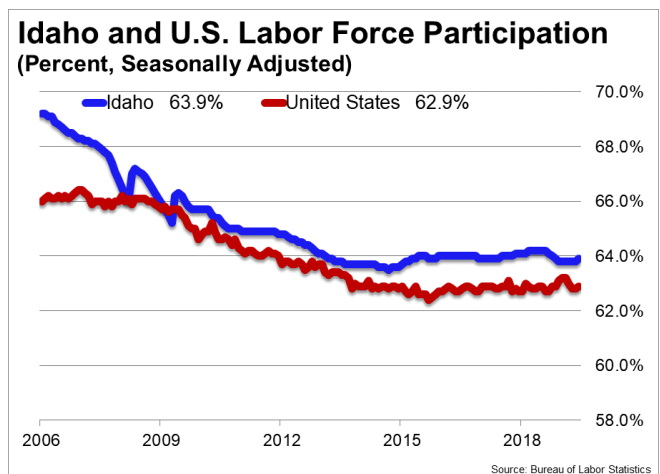
Labor Force Participation

The labor force participation rate in Idaho rose to 63.9 percent in June from 63.8 percent the prior month. Among the 50 states and the District of Columbia, 22 have a higher labor force participation rate than Idaho. The labor force participation rate in Idaho is unchanged from a year earlier. The labor force participation rate is the percentage of the civilian noninstitutionalized population age 16 and older who are employed or actively looking for work.

The 10-year high for the labor force participation rate in Idaho was 66.2 percent in July 2009. The series high for the labor force participation rate in Idaho occurred in November 1998 when the labor force participation rate hit 71.0 percent. The 10-year low for the labor force participation rate was 63.5 percent in September 2014. The series low for the labor force participation rate occurred in April 1976 when the labor force participation rate hit 62.8 percent. The national labor force participation rate rose by 0.1 percentage point to 62.9 percent in June, but remains near its 41-year low of 62.4 percent.

Employment-to-Population Ratio

The employment-to-population ratio, or the percentage of the Idaho civilian noninstitutionalized population 16 years and older counted as employed, rose to 62.1 percent in June from 62.0 percent the prior month. Among the 50 states and the District of



Columbia, 18 have higher employment-to-population ratios than Idaho. The employment-to-population ratio in Idaho is 0.3 percentage point lower than a year earlier.

The 10-year high for the employment-to-population ratio in Idaho was 62.4 percent in August 2018. The series high for the employment-to-population ratio in Idaho occurred in November 1998 when the employment-to-population ratio hit 67.4 percent. The 10-year low for the employment-to-population ratio was 59.3 percent in April 2011. The series low for the employment-to-population ratio occurred in March 1982 when the employment-to-population ratio was 58.1 percent.

The national employment-to-population ratio held steady at 60.6 percent in June. That rate was 0.2 percentage point higher than a year earlier. The all-time high for the employment-to-population ratio was 64.7 in April 2000. The 10-year high for the employment-to-population ratio was 63.4 percent in December 2006. The recent low occurred in October 2013 when the employment-to-population ratio dipped to 58.2 percent. The last time the employment-to-population ratio posted a reading lower than 58.2 percent was July 1983.

