

## President Biden Continues the Trend of Strong Economic Growth and Job Creation Under Democratic Presidents

Since the Great Depression, the economy has fared better under Democratic presidents than Republican presidents. This fact holds true regardless of the economic measure used: Economic growth, employment, job creation, income and productivity have all been stronger under Democratic presidents.

From 1933 to 2020, the economy [grew](#) at an average rate of 4.6% per year under Democratic presidents, or nearly double the 2.4% under Republican presidents. There were 14 different presidents over this time—seven Democrats and seven Republicans. Democratic presidents consistently ranked higher in economic growth and job creation:

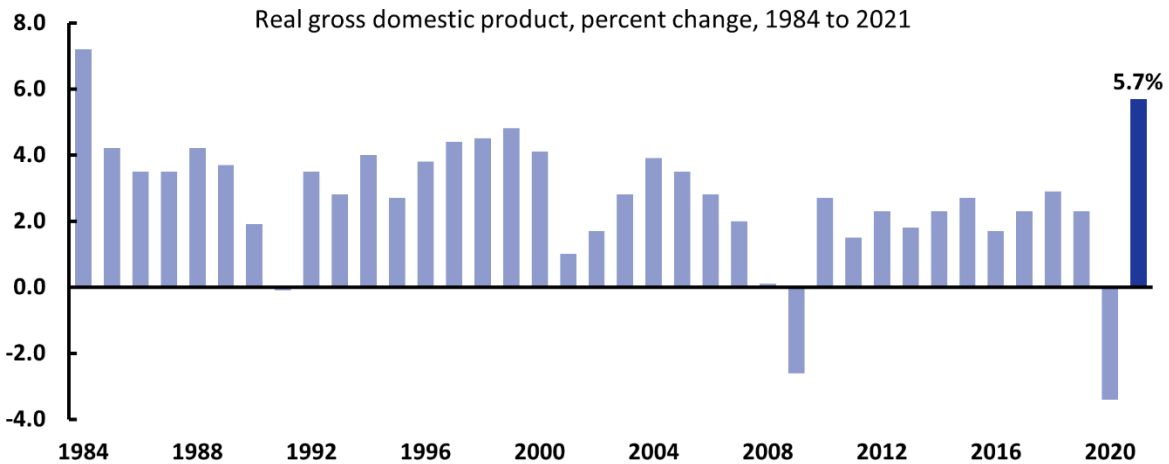
- Of the seven presidents with the highest annual economic growth rate, [five](#) are Democrats. Conversely, [five](#) of the seven presidents with the lowest economic growth rate are Republicans.
- Of the seven presidents with the highest annual rate of job creation, [six](#) are Democrats. On the flip side, [six](#) of the seven presidents with the lowest job creation are Republicans.
- Most recently, President Biden has overseen [5.7% real GDP growth](#), the highest annual economic growth rate [since 1984](#), and the creation of [7.4 million jobs](#).

Democratic presidents often inherit weak economies and leave their successors with strong ones. In fact, 10 of the last 11 recessions [began](#) under Republican presidents. For example, after inheriting the Great Recession from President Bush, President Obama handed Trump the longest continuous run of job creation under a single president in modern U.S. history. President Trump became the first president to oversee net job losses during his single term in office, while the U.S. economy is experiencing record job growth since President Biden took office.

### *Under President Biden, the U.S. is experiencing a strong economic recovery*

The U.S. is currently experiencing a strong economic recovery, with [5.7% real growth](#) in 2021 and [7.4 million Americans](#) returning to work under President Biden. Even with lingering pandemic challenges, economic growth in 2021 was the highest annual growth since 1984. The rate of annual growth surpassed both the Federal Reserve's [projection](#) of 4.2% growth and the Congressional Budget Office's [projection](#) of 4.6% growth before passage of the American Rescue Plan. The U.S. continues to lead among its peer countries in its pandemic recovery.

**The Economy Grew in 2021 at the Fastest Rate in Nearly 40 Years**

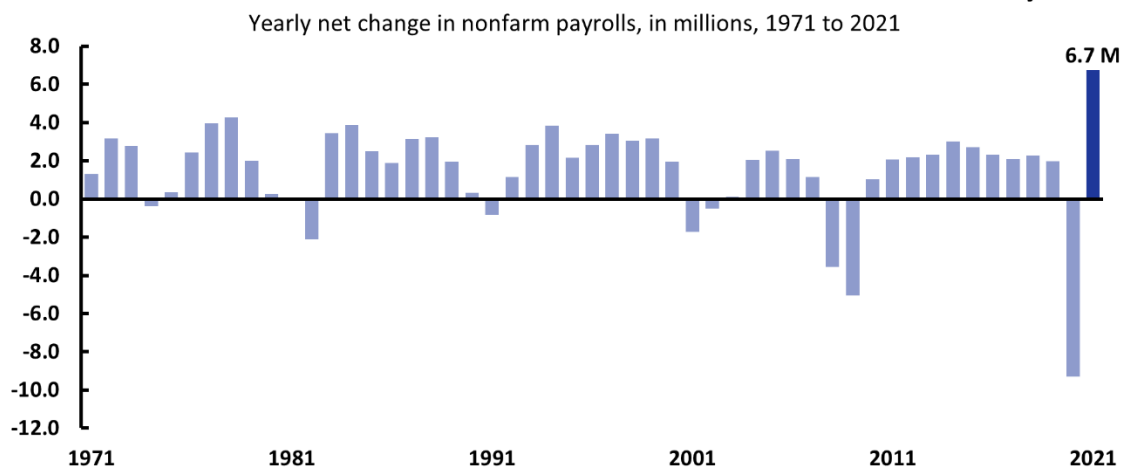


Source: Bureau of Economic Analysis



Under President Biden, 7.4 million jobs were created through February 2022. During President Biden's first year in office, the economy added the most jobs in a single year under any U.S. president in recorded history. Over 90% of the jobs lost during the worst of the pandemic have been regained. The unemployment rate [fell to 3.8%](#) in February 2022—down from a pandemic high of 14.7% and 6.4% when President Biden entered office—exceeding experts' expectations. Near the beginning of President Biden's term, the Congressional Budget Office estimated that the U.S. would not reach this level [until 2026](#), while the Federal Reserve projected it would not reach this level [until 2023](#). Policies like the American Rescue Plan helped lead to a much quicker recovery than after other recent recessions.

**2021 Was the Best Year for Job Creation in Recorded U.S. History**



Source: Bureau of Labor Statistics

Note: Data show the net change in payrolls for each year and are seasonally adjusted.



## The Economy Has Consistently Performed Better Under Democratic Presidents

In addition to enacting policies that provide immediate relief to the millions affected by the coronavirus pandemic, the Biden administration is pursuing investments in workers and families to build long-term economic resilience and advance stronger, stable and [broadly shared growth](#).

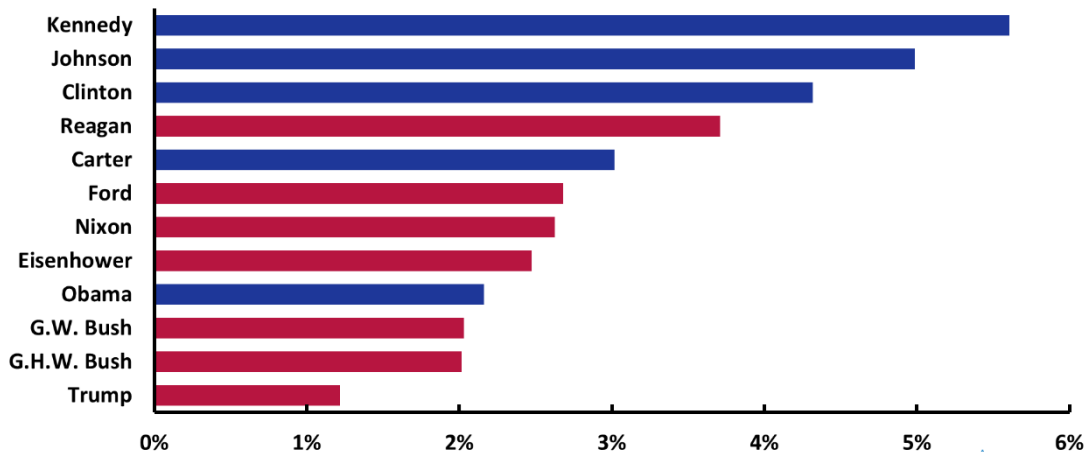
### Academic research finds that the U.S. economy performs better under Democratic presidencies

Academic studies confirm Democrats' edge in economic performance. In a 2016 [paper](#), economists Alan Blinder and Mark Watson concluded that, "The US economy has performed better when the president of the United States is a Democrat rather than a Republican, almost regardless of how one measures performance." Focusing on real GDP growth, they find that the performance gap between Democratic and Republican presidents is large and significant. Ultimately, Blinder and Watson conclude that the performance gap "holds almost regardless of how you define success."

Economic journalism has also [highlighted](#) the stronger performance under Democratic presidents—and how this trend holds over time. A *New York Times* analysis found this pattern to be startlingly consistent, such that journalist David Leonhardt concluded that "Democrats have been more willing to heed economic and historical lessons about what policies actually strengthen the economy, while Republicans have often clung to theories that they want to believe—like the supposedly magical power of tax cuts and deregulation." Democratic presidents have pursued evidence-based economic policies that benefit workers and families and support broad-based growth, while Republicans pursue policies that favor the wealthy and contribute to rising economic inequality.

### GDP Has Grown Faster Under Democratic Presidents

Annual GDP growth rate from the start of each presidential term, 1953 to 2020

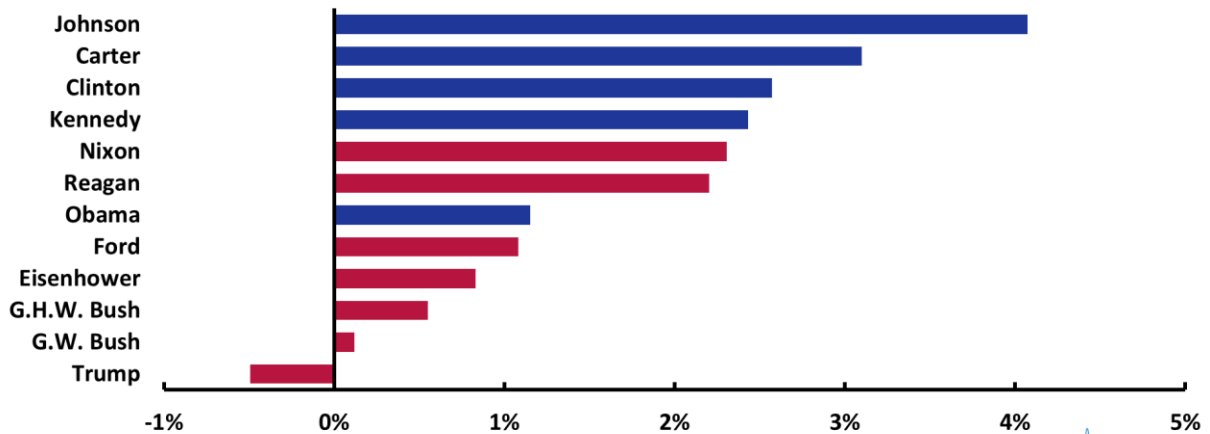


Source: Bureau of Labor Statistics  
Note: Data are seasonally adjusted.



## Jobs Have Grown Faster Under Democratic Presidents

Percent annual growth rate of nonfarm jobs from the start of each presidential term, 1953 to 2020



Source: Bureau of Labor Statistics  
Note: Data are seasonally adjusted.



### *Democratic administrations turn around weak economies left by their Republican predecessors*

Historically, Democratic presidents have inherited weak economies from their Republican predecessors and have responded with policies that jumpstarted economic growth and improved economic well-being. George W. Bush administration policies directly contributed to the Great Recession, which reduced earnings for a generation of workers, led to years of widespread unemployment and caused an unprecedented decline in wealth. President Bush left office with just 1.4 million jobs added across his presidency and an unemployment rate of 7.8%—nearly double what it was when he entered office.

After inheriting a sputtering economy, President Obama spearheaded the longest expansion under a single president in U.S. history. During 76 consecutive months, 15 million jobs were created. The unemployment rate was cut from 10% near the height of the Great Recession in October 2009 to 4.7% in January 2017.

By contrast, President Trump [inherited](#) the longest economic expansion in U.S. history from President Obama and left office as the first president since World War II to oversee [net job loss](#) during his term. Even before the coronavirus, job growth under President Trump had slowed: just 181,000 new jobs on average were added during his first three years in office. He left office with 2.6 million fewer Americans employed than when he was sworn in. Despite inheriting an economy with a 4.7% unemployment rate, President Trump left office with an unemployment rate of 6.4%.

In just his first year, President Biden has overseen the [fastest economic growth](#) in 40 years, the most jobs added in a single year in recorded history and the largest calendar-year decline in the unemployment rate ever. Under President Biden, the unemployment rate has fallen to 3.8% in February 2022 from a pandemic high of 14.7% in April 2020 and 7.4 million jobs have been added.