

JOINT ECONOMIC COMMITTEE

CONGRESSWOMAN CAROLYN MALONEY, VICE CHAIR



A State-by-State Examination of the Economic Costs of Gun Violence

**U.S. Congress Joint Economic Committee
Democratic Staff**

September 18, 2019

A State-by-State Examination of the Economic Costs of Gun Violence

The gun violence epidemic imposes severe costs on American families and the society as a whole. The human costs – the loss of husbands, wives, fathers, mothers, children, grandparents, teachers, police officers and others – is incalculable.

The numbers are staggering. In 2017, for the first time, the rate of firearm deaths exceeded the death rate by motor vehicle accidents.¹ That year, nearly 40,000 people were killed in the United States by a gun, including approximately 2,500 school-age children.² That is over 100 people per day and more than five children killed each day. Sixty percent of gun deaths each year are firearm suicides.³

The human toll comes with a substantial economic cost. Directly measurable costs include lost income and spending, employer costs, police and criminal justice responses and health care treatment. Indirect costs include reduced quality of life due to pain and suffering.⁴ Gun homicides are also associated with fewer jobs, lost businesses and lower home values in local economies and communities across the nation.⁵ The latest estimate is that gun violence imposes \$229 billion in total annual costs on the United States—1.4 percent of GDP.⁶

It is difficult to measure the economic costs of gun violence because in the past Congress has blocked federal funding for research at the Centers for Disease Control. The more than 20-year ban has had a chilling effect on private and other research. More study is needed to better understand both the costs of gun violence and the actions that can be taken to reduce it.

This report compiles estimates of the economic cost of gun violence in each state, based on data from the Giffords Law Center to Prevent Gun Violence and the Centers for Disease Control. It provides an estimate of the overall economic cost in each state and presents it as share of state gross domestic product. It also includes data on the annual number of homicides, suicides, non-fatal shootings and accidental shootings. It is likely that the numbers underestimate the total costs of gun violence.

The report breaks down the direct costs in four categories – lost income, employer costs, health care, and police and criminal justice. And it shines a spotlight on two of the fastest-growing areas of gun violence – suicides and firearm deaths of young people (under the age of 25). The numbers tell a tragic story. Among the key findings:

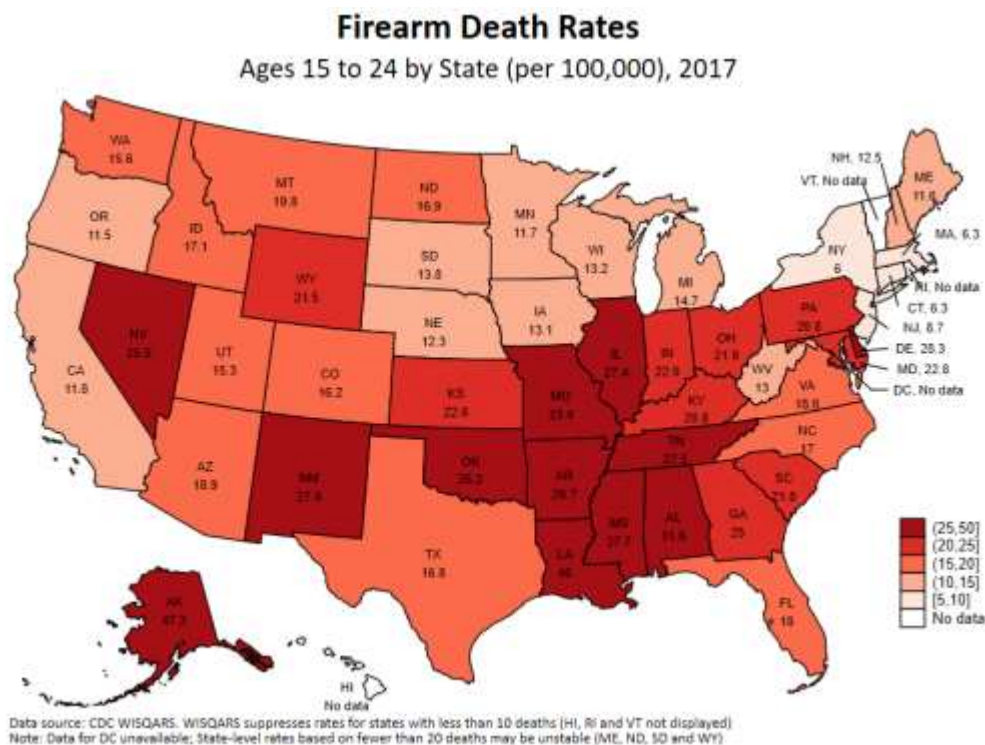
- Rural states (Mississippi, Alabama, Arkansas, Louisiana and West Virginia) have the highest costs of gun violence measured as a share of their economies.
- States with high rates of gun ownership (Alaska, Arkansas, Idaho, Montana, West Virginia and Wyoming) have the highest rates of gun suicide.
- The three largest states (California, Texas and Florida) suffer the largest absolute costs.
- The five states with the highest rate of gun death in descending order are Alaska, Montana, Alabama, Louisiana and Missouri.
- High youth death rates extend across region, with Alaska, Louisiana, Missouri, Alabama, and Delaware showing the highest rates.

Risk to teens and children varies widely by state

Children and teens are at a much higher risk of firearm-related injury and death in America than in other advanced countries.⁷ Compared to other high-income countries, our nation's firearm-related fatality rate is nearly 50 times higher for teens and young adults (15- to 24-year-olds).⁸ Globally, most of the firearm deaths that occur for this age group happen in the United States (nine in 10).⁹

As seen in the map below, the firearms death rate for those aged 15-24 is highest in Alaska (47.3 per 100,000), which also has a high suicide rate (16.1 per 100,000). That is almost **eight times** the rate of Connecticut, New York and Massachusetts. Twenty-one states have a gun death rate for youth that exceeds 20 per 100,000 residents, with high rates concentrated in the South and Midwest.¹⁰

The costs of gun violence often burden areas and populations that are already economically and socially marginalized. Nearly 7,500 Black Americans die by gun homicide every year. Compared to a young white male, a young black male is 20 times more likely to die of a firearm-related homicide.¹¹



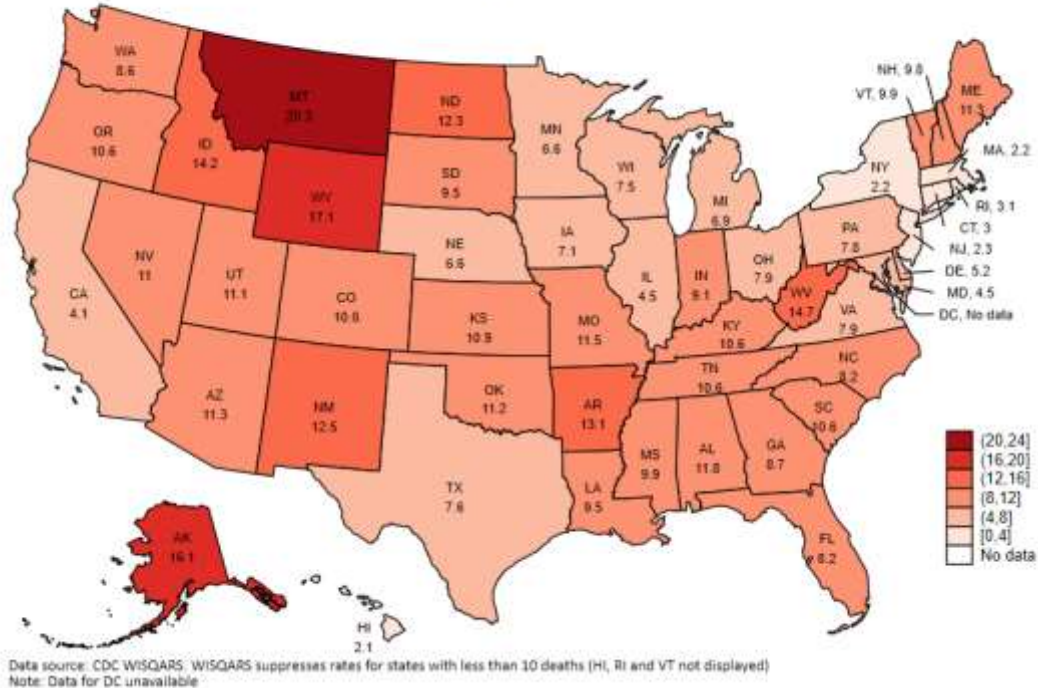
Suicides drive guns death

Suicides make up the vast majority (60 percent) of firearm-related deaths.¹² Suicides among children and teens have trended upward in the last decade.¹³ Each year, there are over 1,000 children and teen suicide deaths by gun.¹⁴ For each 10 percentage-point increase in household gun ownership, the youth suicide rate increases by more than 25 percent.¹⁵

Research has shown that persons with risk factors, including substance abuse disorders, diagnosed mental illness, impulsive anger, suicidal ideation and dementia report access to firearms at levels similar to those in the general population. In other words, many family and household members do not remove firearms from households with those most at risk of harm to themselves or others in the household.¹⁶

Suicide Firearm Death Rates

All Ages by State (per 100,000), 2017



Montana has the highest suicide firearm death rate in the country, followed by Wyoming. Both states have gun ownership rates above 50 percent, among the highest in the country.¹⁷ In fact, Montana's suicide rate is **almost 10 times** that of Hawaii, New York and Massachusetts. High suicide gun death rates are concentrated in the Rocky Mountain region and the south, as seen above.

The percentage of total suicides by firearms is also revealing. In Alabama, nearly 70 percent of all suicides are committed using firearms. In Louisiana and West Virginia the figure is more than 65 percent. In Kentucky, it is 64 percent, and in Montana and Wyoming it is approximately 63 percent.

The situation in some states is far different. In Massachusetts, only 21 percent of suicides involve guns, in New York, only 27 percent, in Illinois 37 percent and in California about 40 percent.

Roughly 85 percent of those who attempt suicide with a gun die compared to 3 percent of people who attempt suicide involving drug overdose.¹⁸ Given that the vast majority of suicide survivors do not attempt again and nine in 10 live out the rest of their lives, it is imperative to address guns as the most lethal means of suicide.¹⁹

Conclusion

The gun violence epidemic is a national one. However, the situation is vastly different in different states. There are some likely determinants of the prevalence of gun violence, for example, the easy accessibility of firearms in some states.²⁰ However, the lack of in-depth, long-term research – caused by the 1996 ban by Congress on federal funding for research on gun violence at the Centers for Disease Control – means that it is difficult to draw absolute conclusions about how to most effectively reduce the human and economic costs of gun violence.

While this report draws on data from Giffords Law Center to Prevent Gun Violence, it should be the responsibility of our nation's public health agency, with the support of Congress, to provide the information necessary to help to stem the tide of the gun violence epidemic.

¹ UC Davis Health. "Trends in Firearm Injury and Death." <https://health.ucdavis.edu/what-you-can-do/trends-in-firearm-injury.html>

² Kochanek, Kenneth et al. "Deaths: Final Data for 2017" National Vital Statistics Report, Volume 68 No 9, June 24, 2019. https://www.cdc.gov/nchs/data/nvsr/nvsr68/nvsr68_09-508.pdf and CDC WISQARS

³ UC Davis Health. "Facts and Figures" <https://health.ucdavis.edu/what-you-can-do/facts.html>

⁴ Giffords Law Center. "The Economic Cost of Gun Violence" <https://lawcenter.giffords.org/resources/the-economic-cost-of-gun-violence/>

⁵ Irvin-Erickson, Yasemin et al. "A Neighborhood-Level Analysis of the Economic Impact of Gun Violence" Urban Institute, June 2017. https://www.urban.org/sites/default/files/publication/90671/eigv_final_report_2.pdf

⁶ <https://www.motherjones.com/politics/2015/04/true-cost-of-gun-violence-in-america/>

⁷ Parikh, Kavita et al "Pediatric Firearm-Related Injuries in the United States." Hospital Pediatrics, June 2017 <https://hosppeds.aappublications.org/content/7/6/303>

⁸ <https://hosppeds.aappublications.org/content/7/6/303>; Grinshteyn, Erin et al. "Violent Death Rates: The US Compared to Other High-income OECD Countries, 2010." The American Journal of Medicine, 2016 [https://www.amjmed.com/article/S0002-9343\(15\)01030-X/pdf](https://www.amjmed.com/article/S0002-9343(15)01030-X/pdf)

⁹ [https://www.amjmed.com/article/S0002-9343\(15\)01030-X/pdf](https://www.amjmed.com/article/S0002-9343(15)01030-X/pdf)

¹⁰ Florida Atlantic University. "Study shows alarming increase of firearm deaths in US school-age children" March 21, 2019 <https://www.sciencedaily.com/releases/2019/03/190321141922.htm>

¹¹ Wintemute, Garen et al. "Yes, You Can: Physicians, Patients and Firearms" Annals of Internal Medicine, 2 August 2016. <https://annals.org/aim/article-abstract/2522436/yes-you-can-physicians-patients-firearms>

¹² UC Davis Health. "Facts and Figures" <https://health.ucdavis.edu/what-you-can-do/facts.html>

¹³ Everytown for Gun Safety. "The Impact of Gun Violence on Children and Teens" May 29, 2019. <https://everytownresearch.org/impact-gun-violence-american-children-teens/>

¹⁴ Everytown for Gun Safety. "Firearm Suicide in the United States" August 30, 2019 https://everytownresearch.org/firearm-suicide/#foot_note_1

¹⁵ Knopov, Anita et al. "Household Gun Ownership and Youth Suicide Rates at the State Level, 2005-2015" American Journal of Preventative Medicine, Volume [https://www.ajpmonline.org/article/S0749-3797\(18\)32383-3/abstract](https://www.ajpmonline.org/article/S0749-3797(18)32383-3/abstract)

¹⁶ Scott, John, Azrael, Deborah and Matthew Miller. "Firearm Storage in Homes With Children With Self-Harm Risk Factors." Pediatrics, Volume 141, Issue 3. March 2018. https://pediatrics.aappublications.org/content/141/3/e20172600?utm_source=TrendMD&utm_medium=Tr endMD&utm_campaign=Pediatrics TrendMD_0

¹⁷ World Population Review. "Gun Ownership By State 2019" August 27, 2019. <http://worldpopulationreview.com/states/gun-ownership-by-state/>

¹⁸ Mann, Brian. "Sharp Increase In Gun Suicides Signals Growing Public Health Crisis." Morning Edition, July 26, 2018 <https://www.npr.org/2018/07/26/632013424/sharp-increase-in-gun-suicides-signals-growing-public-health-crisis>

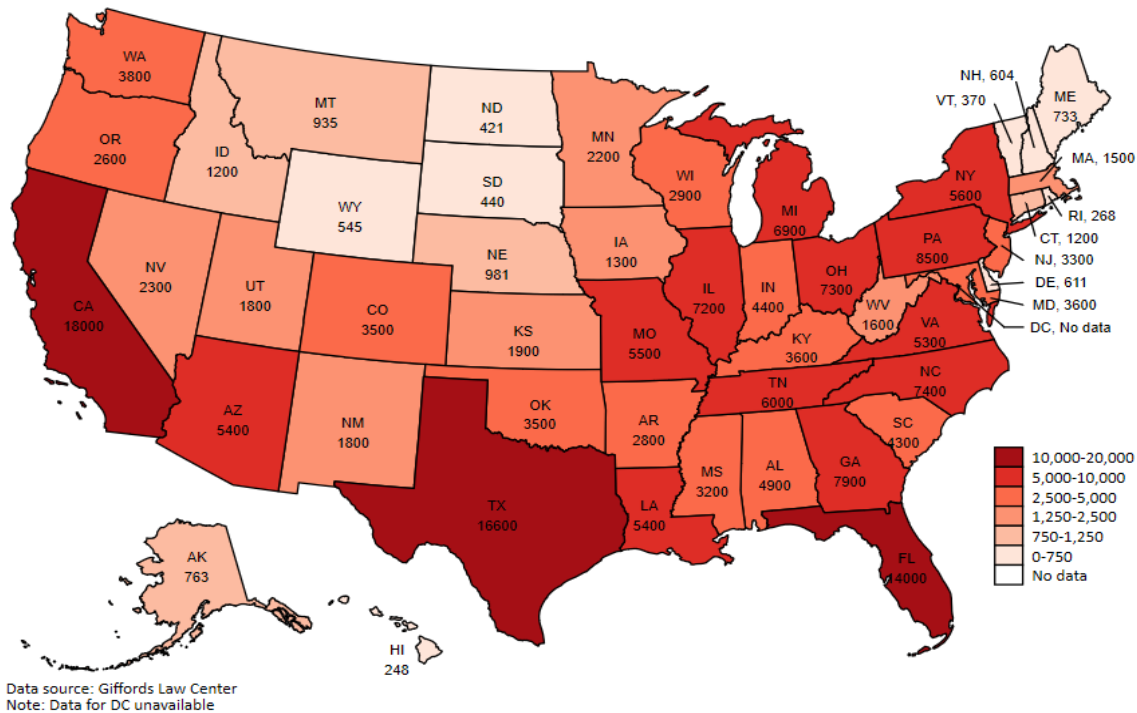
¹⁹ Drexler, Madeline. "Guns and Suicide" Harvard Public Health. https://www.hsph.harvard.edu/magazine/magazine_article/guns-suicide/

¹⁹ Giffords Law Center. "The Truth About Guns and Suicide" <https://lawcenter.giffords.org/wp-content/uploads/2018/05/Suicide-Prevention-Factsheet-Giffords-Law-Center.pdf>

²⁰ Harvard Injury Control Research Center. "Homicide" Harvard T.H. Chan School of Public Health <https://www.hsph.harvard.edu/hicrc/firearms-research/guns-and-death/>

GUN VIOLENCE IN THE UNITED STATES

Annual Cost of Gun Violence by State (in millions)



39,773 Americans died from gun violence in 2017.

Gun Suicide:

- About two out of every three gun deaths in the United States are suicides, and more than half of all suicide deaths in the US involve firearms.
- In 2017 alone, 23,854 Americans died by gun-related suicide— between two and three every hour.

Young People and Guns:

- Exposure to gun violence can cause lasting trauma in young people, leading to PTSD, chronic stress, and decreased future earnings.
- In 2017, 7,656 young people (ages 15-24) were killed with a gun in the United States—that's almost one death every hour.
- Across high-income countries, 91% of children ages 0 to 14 years killed with guns are from the United States.

25x

Americans are 25 times more likely to die in a gun homicide than residents of other high-income countries.

\$229

BILLION

Total Annual Cost of Gun Violence to the Economy

40 YEARS

In 2017, gun deaths in the U.S. reached their highest level in 40 years.

GUN VIOLENCE IN ALABAMA

Annual Cost of Gun Violence:

\$4.9 BILLION

\$1,019 PER RESIDENT



EVERY 9 HOURS

961 Alabamians a year die from gun violence—one every 9 hours.

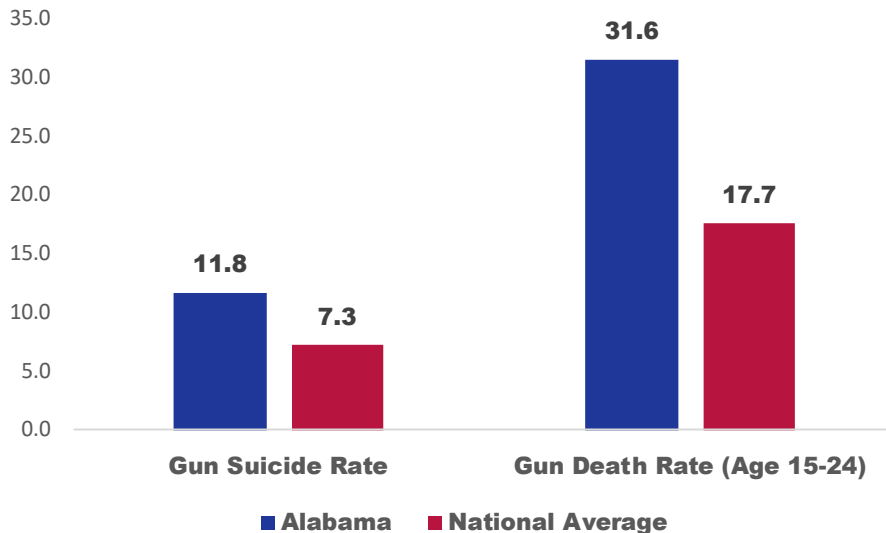
Gun Suicide:

- Nearly 55% of all gun deaths in Alabama are suicides, and nearly 70% of all suicide deaths in Alabama involve firearms.
- From 2013 to 2017, 2,634 people in Alabama died by gun-related suicide—one every 17 hours.

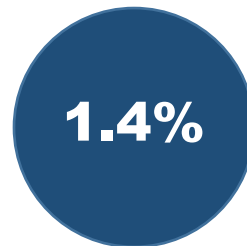
Young People and Guns:

- Exposure to gun violence can cause lasting trauma in young people, leading to PTSD, chronic stress, and decreased future earnings.
- From 2013 to 2017, 911 people under age 25 were killed with a gun in Alabama.
- Guns are the second-leading cause of death for Alabama children ages 1–17.

Rates of Gun Violence (per 100,000 residents)



2nd Alabama has the 2nd highest gun death rate of all 50 states



Cost of gun violence as percent of national GDP

Cost of gun violence as percent of Alabama GDP



GUN VIOLENCE IN ALASKA

Annual Cost of Gun Violence:

\$763 MILLION

\$1,049 PER RESIDENT



EVERY 2 DAYS

165 Alaskans a year die from gun violence. That's one every 2 days.

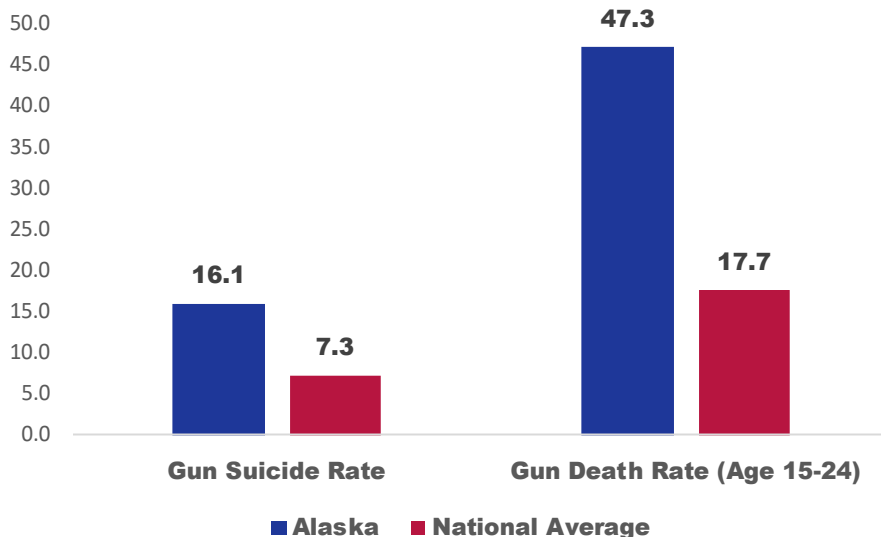
Gun Suicide:

- More than 70% of all gun deaths in Alaska are suicides, and 63% of all suicide deaths in Alaska involve firearms.
- From 2008 to 2017, 1,089 people in Alaska died by gun-related suicide.

Young People and Guns:

- Exposure to gun violence can cause lasting trauma in young people, leading to PTSD, chronic stress, and decreased future earnings.
- From 2008 to 2017, 410 people under age 25 were killed with a gun in Alaska.
- Guns are the leading cause of death for Alaska children ages 1-17.

Rates of Gun Violence (per 100,000 residents)



1st

Alaska has the highest gun death rate of all 50 states

1.4%

Cost of gun violence as percent of national GDP

Cost of gun violence as percent of Alaska GDP

1.4%

GUN VIOLENCE IN ARIZONA

Annual Cost of Gun Violence:

\$5.4 BILLION

\$815 PER RESIDENT



EVERY 9 HOURS

1,013 Arizonans a year die from gun violence. That's one every 9 hours.

Gun Suicide:

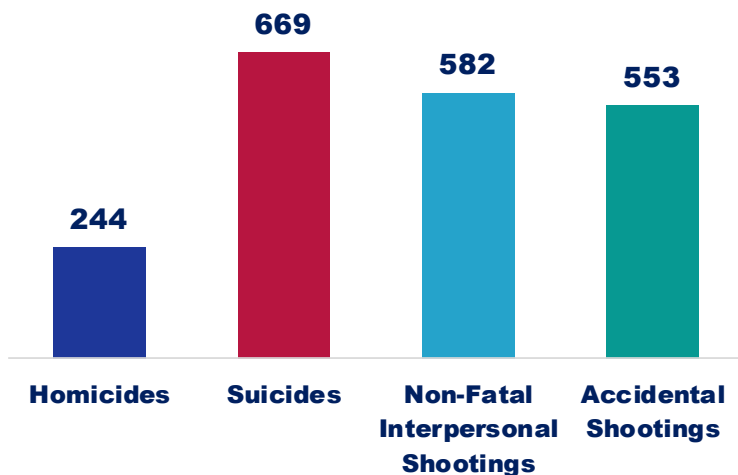
- Nearly 71% of all gun deaths in Arizona are suicides, and more than 57% of all suicide deaths in Arizona involve firearms.
- From 2013 to 2017, 3,592 people in Arizona died by gun-related suicide. That's one every 12 hours.

Young People and Guns:

- Exposure to gun violence can cause lasting trauma in young people, leading to PTSD, chronic stress, and decreased future earnings.
- From 2013 to 2017, 801 people under age 25 were killed with a gun in Arizona.
- Guns are the third-leading cause of death for Arizona children ages 1-17.

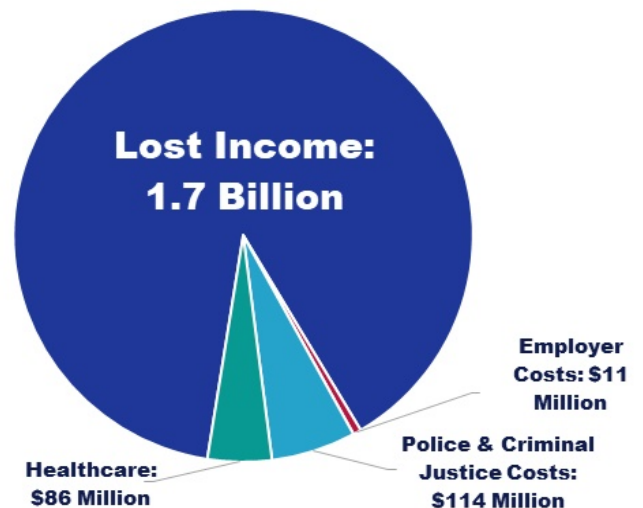
2000+

Instances of Gun Violence Annually



\$1.9+ BILLION a year

Directly Measurable Costs



GUN VIOLENCE IN ARKANSAS

Annual Cost of Gun Violence:

\$2.8 BILLION

\$939 PER RESIDENT



EVERY 16 HOURS

534 Arkansans a year die from gun violence—one every 16 hours.

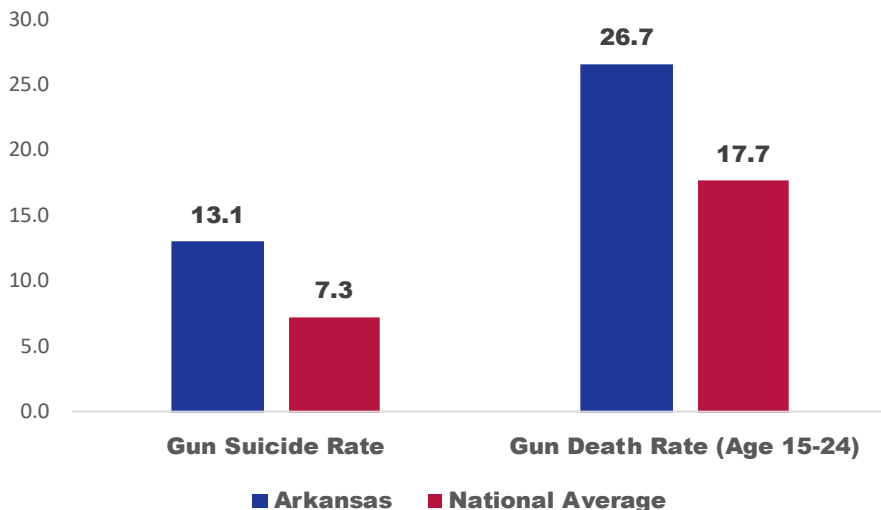
Gun Suicide:

- 64% of all gun deaths in Arkansas are suicides, and more than 61% of all suicide deaths in Arkansas involve firearms.
- From 2013 to 2017, 1,710 people in Arkansas died by gun-related suicide—one every 26 hours.

Young People and Guns:

- Exposure to gun violence can cause lasting trauma in young people, leading to PTSD, chronic stress, and decreased future earnings.
- From 2013 to 2017, 479 people under age 25 were killed with a gun in Arkansas.
- Guns are the second-leading cause of death for Arkansas children ages 1-17.

Rates of Gun Violence (per 100,000 residents)



7th

Arkansas has the 7th highest gun death rate of all 50 states

1.4%

Cost of gun violence as percent of national GDP

Cost of gun violence as percent of Arkansas GDP

2.2%

GUN VIOLENCE IN CALIFORNIA

Annual Cost of Gun Violence:

\$18 BILLION

\$479 PER RESIDENT



EVERY 3 HOURS

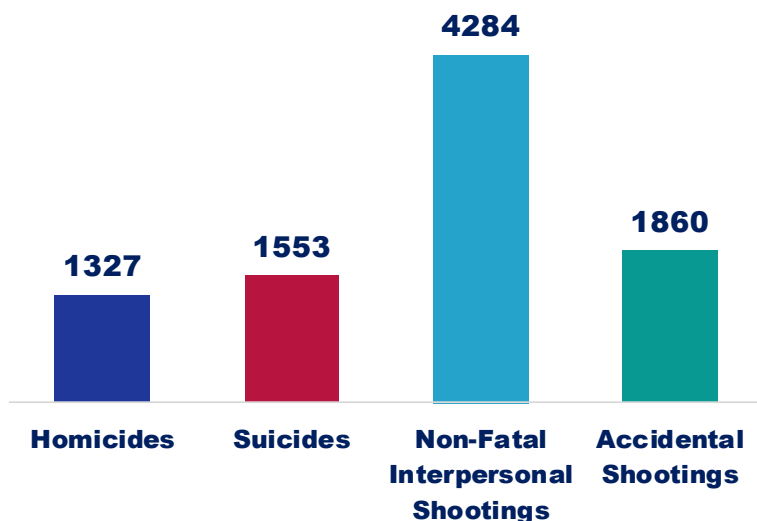
3,086 Californians a year die from gun violence—one every 3 hours.

Gun Suicide:

- More than half of all gun deaths in California are suicides, and nearly 40% of all suicide deaths in California involve firearms.
- From 2013 to 2017, 7,917 people in California died by gun-related suicide. That's one every 6 hours.

9000+

Instances of Gun Violence Annually

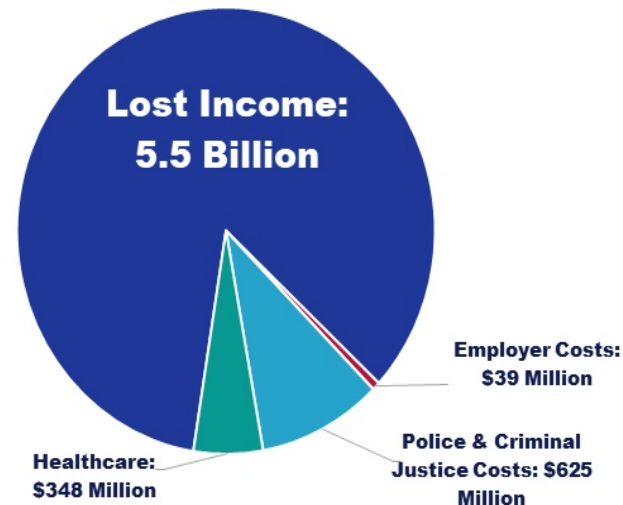


Young People and Guns:

- Exposure to gun violence can cause lasting trauma in young people, leading to PTSD, chronic stress, and decreased future earnings.
- From 2013 to 2017, 3,278 people under age 25 were killed with a gun in California.
- Guns are the third-leading cause of death for California children ages 1-17.

\$6.5+ BILLION a year

Directly Measurable Costs



GUN VIOLENCE IN COLORADO

Annual Cost of Gun Violence:

\$3.5 BILLION

\$668 PER RESIDENT



EVERY 12 HOURS

715 Coloradans a year die from gun violence—one every 12 hours.

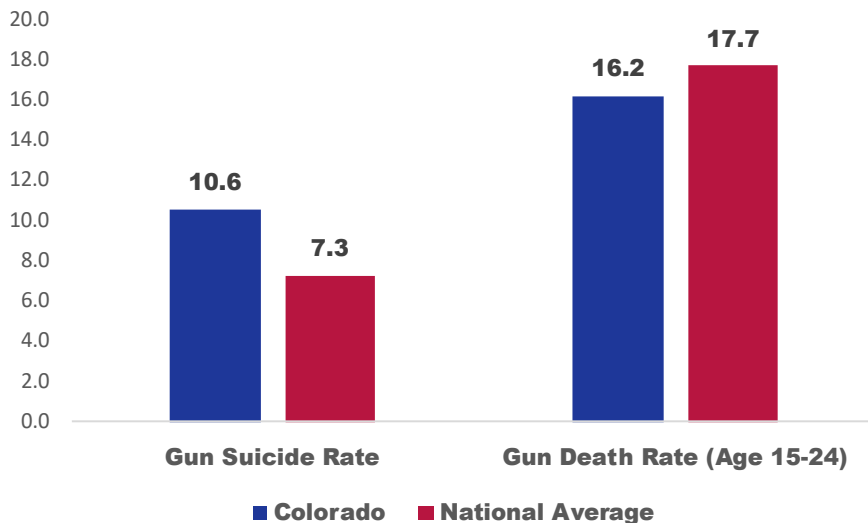
Gun Suicide:

- Nearly 78% of gun deaths in Colorado are suicides, and more than half of all suicide deaths in Colorado involve firearms.
- From 2013 to 2017, 2,774 people in Colorado died by gun-related suicide. That's one every 16 hours.

Young People and Guns:

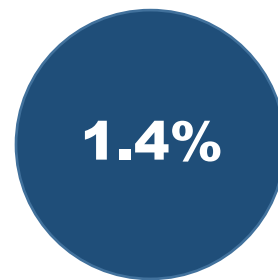
- Exposure to gun violence can cause lasting trauma in young people, leading to PTSD, chronic stress, and decreased future earnings.
- From 2013 to 2017, 604 people under age 25 were killed with a gun in Colorado.
- Guns are the second-leading cause of death for Colorado children ages 1-17.

Rates of Gun Violence (per 100,000 residents)



24th

Colorado has the 24th highest gun death rate of all 50 states



Cost of gun violence as percent of national GDP

Cost of gun violence as percent of Colorado GDP



GUN VIOLENCE IN CONNECTICUT

Annual Cost of Gun Violence:

\$1.2 BILLION

\$333 PER RESIDENT



EVERY 2 DAYS

179 Connecticut residents a year die from gun violence. That's one every 2 days.

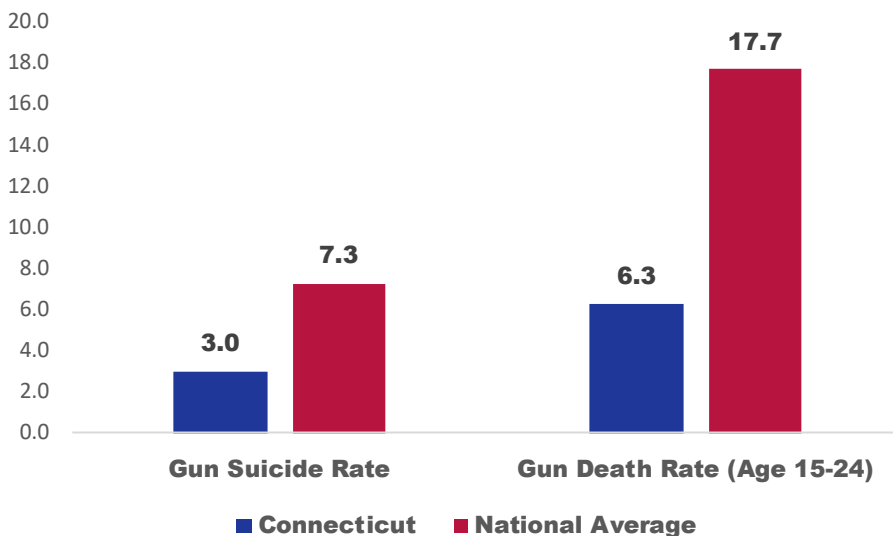
Gun Suicide:

- More than 60% of gun deaths in Connecticut are suicides, and nearly 30% of all suicide deaths in Connecticut involve firearms.
- From 2008 to 2017, 1,074 people in Connecticut died by gun-related suicide.

Young People and Guns:

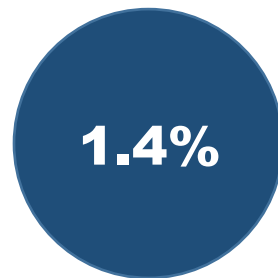
- Exposure to gun violence can cause lasting trauma in young people, leading to PTSD, chronic stress, and decreased future earnings.
- From 2008 to 2017, 404 people under age 25 were killed with a gun in Connecticut.

Rates of Gun Violence (per 100,000 residents)



46th

Connecticut has the 46th highest gun death rate of all 50 states



Cost of gun violence as percent of national GDP

Cost of gun violence as percent of Connecticut GDP



GUN VIOLENCE IN DELAWARE

Annual Cost of Gun Violence:

\$611 MILLION

\$654 PER RESIDENT



EVERY 4 DAYS

107 Delawareans a year die from gun violence. That's one every 4 days.

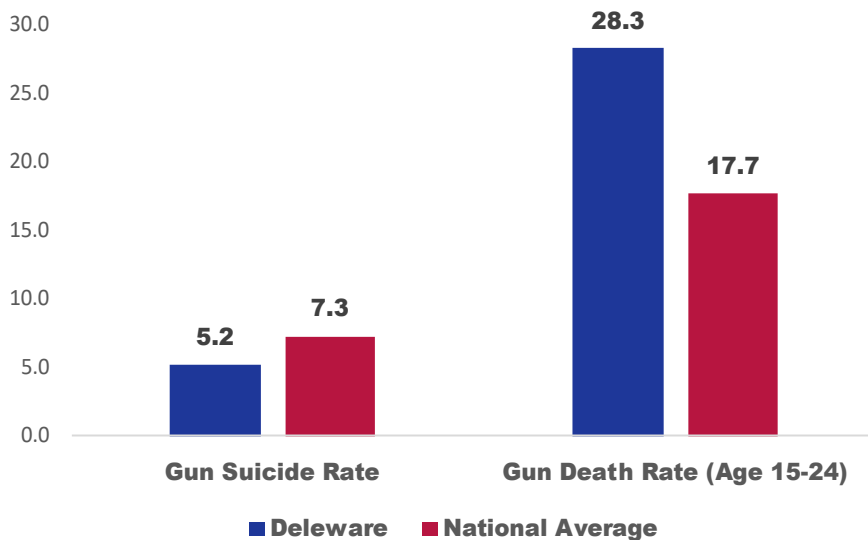
Gun Suicide:

- Nearly 54% of gun deaths in Delaware are suicides, and nearly half of all suicide deaths in Delaware involve firearms.
- From 2008 to 2017, 503 people in Delaware died by gun-related suicide.

Young People and Guns:

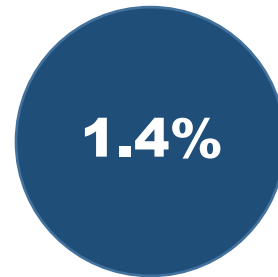
- Exposure to gun violence can cause lasting trauma in young people, leading to PTSD, chronic stress, and decreased future earnings.
- From 2008 to 2017, 229 people under age 25 were killed with a gun in Delaware.
- Guns are the third-leading cause of death for Delaware children ages 1-17.

Rates of Gun Violence (per 100,000 residents)



36th

Delaware has the 36th highest gun death rate of all 50 states



Cost of gun violence as percent of national GDP

Cost of gun violence as percent of Delaware GDP



GUN VIOLENCE IN FLORIDA

Annual Cost of Gun Violence:

\$14 BILLION

\$723 PER RESIDENT



EVERY 3 HOURS

2,568 Floridians a year die from gun violence. That's one every 3 hours.

Gun Suicide:

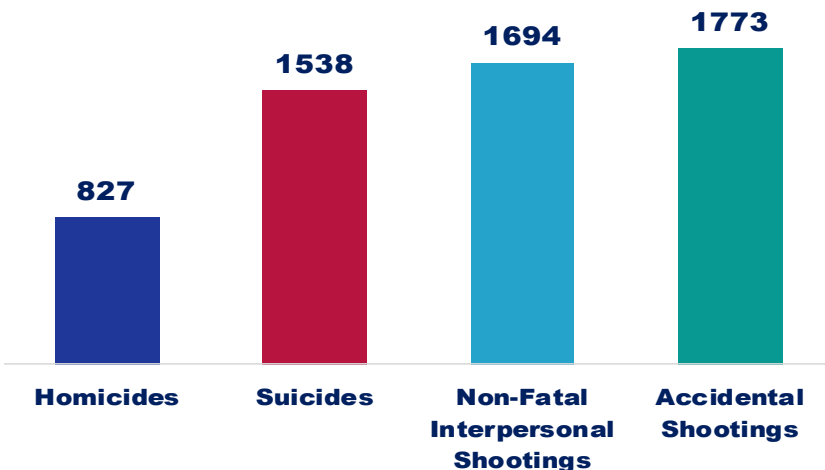
- More than 63% of gun deaths in Florida are suicides, and more than half of all suicide deaths in Florida involve firearms.
- From 2013 to 2017, 8,129 people in Florida died by gun-related suicide. That's one every 5 hours.

Young People and Guns:

- Exposure to gun violence can cause lasting trauma in young people, leading to PTSD, chronic stress, and decreased future earnings.
- From 2013 to 2017, 2,224 people under age 25 were killed with a gun in Florida.
- Guns are the third-leading cause of death for Florida children ages 1-17.

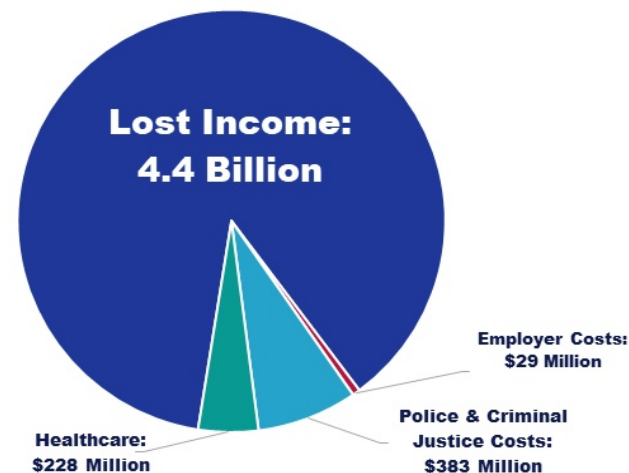
5800+

Instances of Gun Violence Annually



\$5+BILLION a year

Directly Measurable Costs



GUN VIOLENCE IN GEORGIA

Annual Cost of Gun Violence:

\$7.9 BILLION

\$787 PER RESIDENT



EVERY 6 HOURS

1,459 Georgians a year die from gun violence. That's one every six hours.

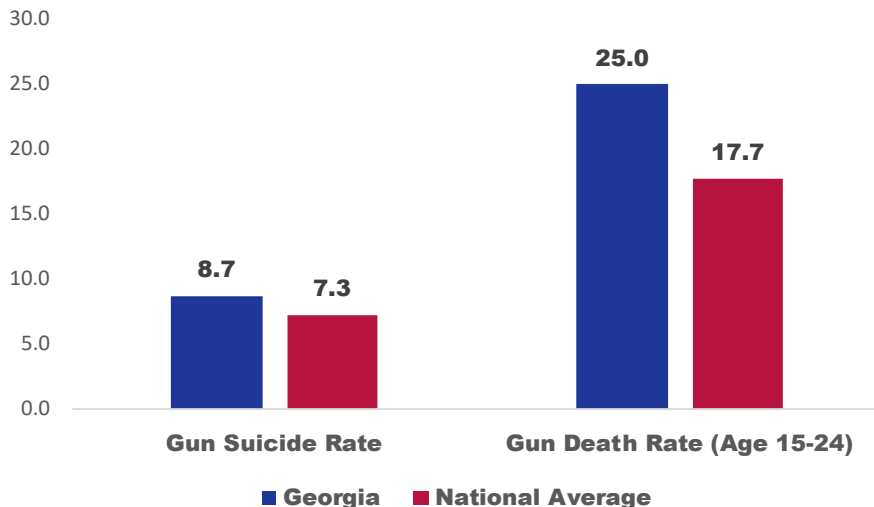
Gun Suicide:

- More than 57% of gun deaths in Georgia are suicides, and nearly 63% of all suicide deaths in Georgia involve firearms.
- From 2013 to 2017, 4,190 people in Georgia died by gun-related suicide. That's one every 10 hours.

Young People and Guns:

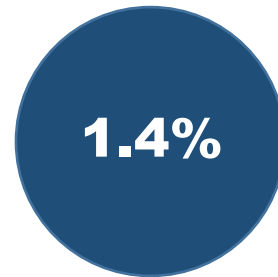
- Exposure to gun violence can cause lasting trauma in young people, leading to PTSD, chronic stress, and decreased future earnings.
- From 2013 to 2017, 1,637 people under age 25 were killed with a gun in Georgia.
- Guns are the second-leading cause of death for Georgia children ages 1-17.

Rates of Gun Violence (per 100,000 residents)



19th

Georgia has the 19th highest gun death rate of all 50 states



Cost of gun violence as percent of national GDP

Cost of gun violence as percent of Georgia GDP

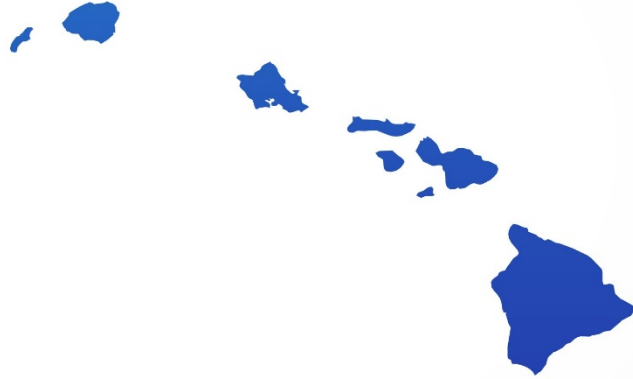


GUN VIOLENCE IN HAWAII

Annual Cost of Gun Violence:

\$248 MILLION

\$179 PER RESIDENT



EVERY

8 DAYS

48 Hawaii residents a year die from gun violence. That's one every 8 days.

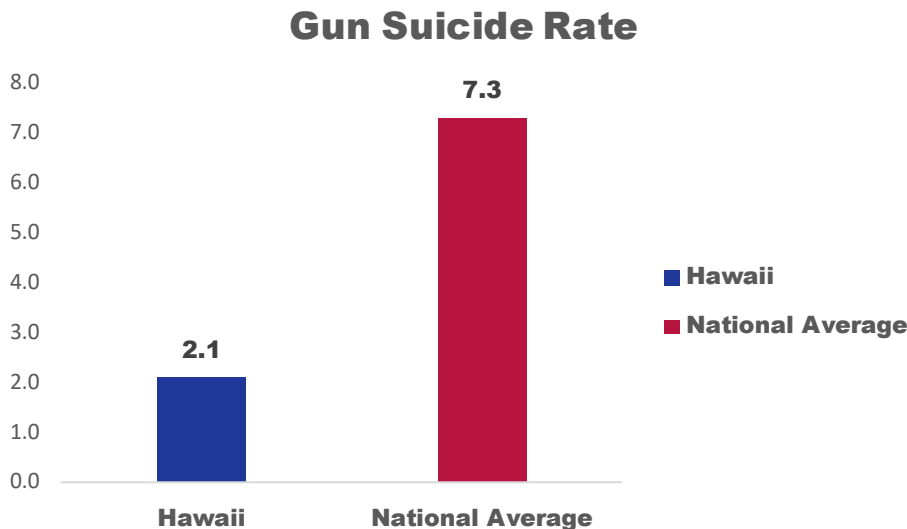
Gun Suicide:

- More than 72% of gun deaths in Hawaii are suicides, and nearly 18% of all suicide deaths in Hawaii involve firearms.
- From 2008 to 2017, 358 people in Hawaii died by gun-related suicide.

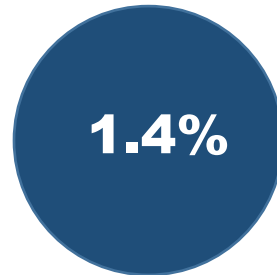
Young People and Guns:

- Exposure to gun violence can cause lasting trauma in young people, leading to PTSD, chronic stress, and decreased future earnings.
- From 2008 to 2017, 54 people under age 25 were killed with a gun in Hawaii.

Rates of Gun Violence (per 100,000 residents)



50th Hawaii has the 50th highest gun death rate of all 50 states



Cost of gun violence as percent of national GDP

Cost of gun violence as percent of Hawaii GDP



GUN VIOLENCE IN IDAHO

Annual Cost of Gun Violence:

\$1.2 BILLION

\$723 PER RESIDENT



EVERY 36 HOURS

242 Idahoans a year die from gun violence. That's one every 36 hours.

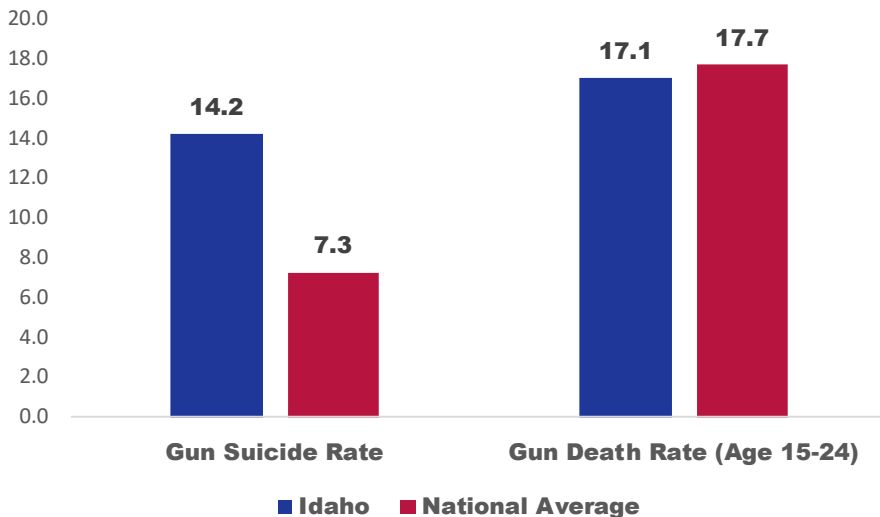
Gun Suicide:

- More than 87% of gun deaths in Idaho are suicides, and 61% of all suicide deaths in Idaho involve firearms.
- From 2013 to 2017, 1,056 people in Idaho died by gun-related suicide. That's one every 42 hours.

Young People and Guns:

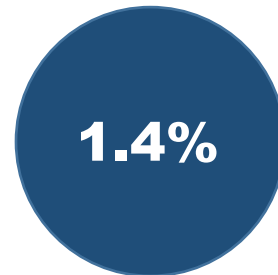
- Exposure to gun violence can cause lasting trauma in young people, leading to PTSD, chronic stress, and decreased future earnings.
- From 2008 to 2017, 364 people under age 25 were killed with a gun in Idaho.
- Guns are the second-leading cause of death for Idaho children ages 1-17.

Rates of Gun Violence (per 100,000 residents)



15th

Idaho has the 15th highest gun death rate of all 50 states



Cost of gun violence as percent of national GDP

Cost of gun violence as percent of Idaho GDP



GUN VIOLENCE IN ILLINOIS

Annual Cost of Gun Violence:

\$7.2 BILLION

\$561 PER RESIDENT



EVERY 7 HOURS

1,310 Illinoisians a year die from gun violence. That's one every 7 hours.

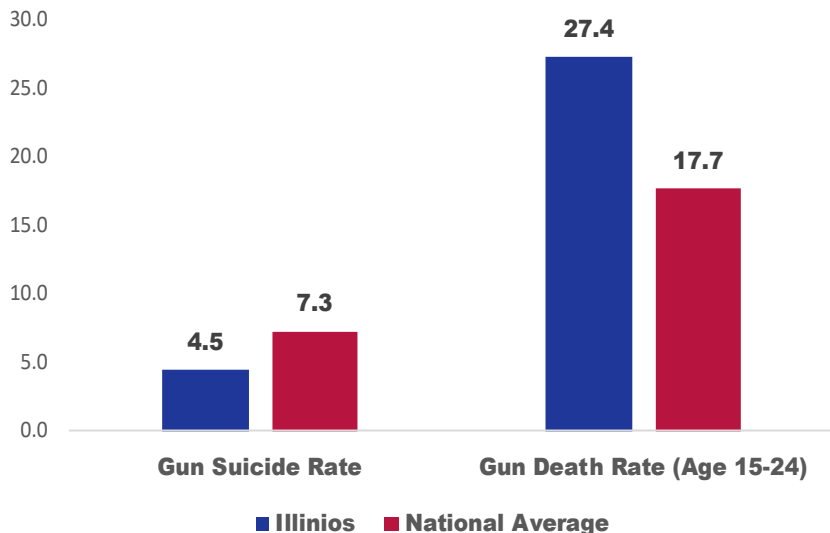
Gun Suicide:

- Nearly 40% of gun deaths in Illinois are suicides, and more than 37% of all suicide deaths in Illinois involve firearms.
- From 2013 to 2017, 2,607 people in Illinois died by gun-related suicide—one every 17 hours.

Young People and Guns:

- Exposure to gun violence can cause lasting trauma in young people, leading to PTSD, chronic stress, and decreased future earnings.
- From 2013 to 2017, 2,074 people under age 25 were killed with a gun in Illinois.
- Guns are the leading cause of death for Illinois children ages 1-17.

Rates of Gun Violence (per 100,000 residents)



31st

Illinois has the 31st highest gun death rate of all 50 states

1.4%

Cost of gun violence as percent of national GDP

Cost of gun violence as percent of Illinois GDP

0.8%

GUN VIOLENCE IN INDIANA

Annual Cost of Gun Violence:

\$4.4 BILLION

\$671 PER RESIDENT



EVERY 10 HOURS

907 Hoosiers a year die from gun violence. That's one every 10 hours.

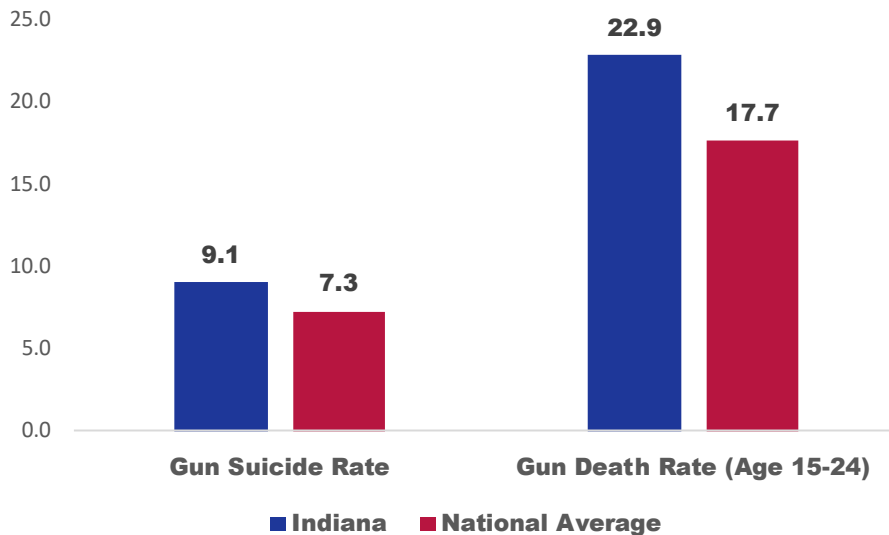
Gun Suicide:

- Nearly 61% of gun deaths in Indiana are suicides, and nearly 56% of all suicide deaths in Indiana involve firearms.
- From 2013 to 2017, 2,763 people in Indiana died by gun-related suicide. That's one every 16 hours.

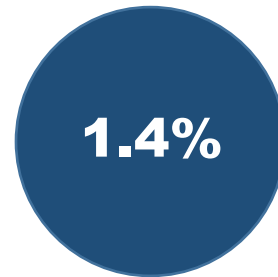
Young People and Guns:

- Exposure to gun violence can cause lasting trauma in young people, leading to PTSD, chronic stress, and decreased future earnings.
- From 2013 to 2017, 1,037 people under age 25 were killed with a gun in Indiana.
- Guns are the second-leading cause of death for Indiana children ages 1-17.

Rates of Gun Violence (per 100,000 residents)



20th Indiana has the 20th highest gun death rate of all 50 states



Cost of gun violence as percent of national GDP

Cost of gun violence as percent of Indiana GDP



GUN VIOLENCE IN IOWA

Annual Cost of Gun Violence:

\$1.3 BILLION

\$422 PER RESIDENT



EVERY 33 HOURS

264 Iowans a year die from gun violence—that's one every 33 hours.

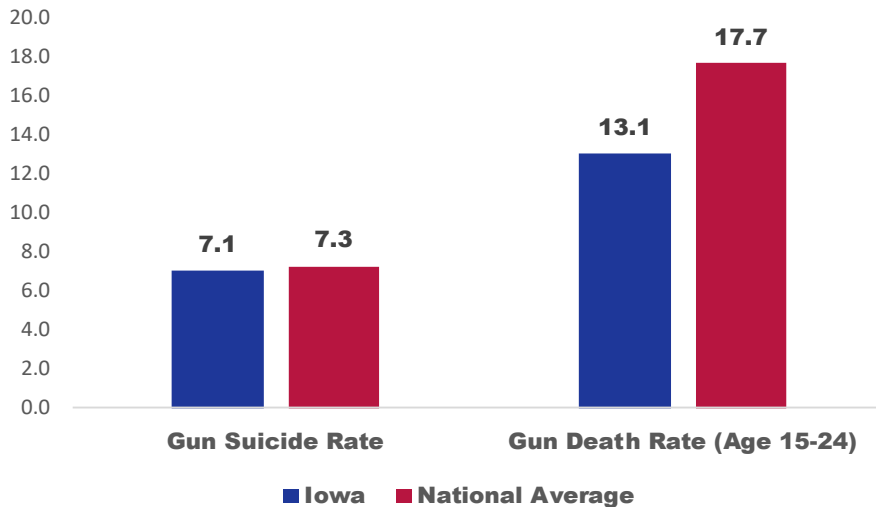
Gun Suicide:

- 80% of gun deaths in Iowa are suicides, and nearly 48% of all suicide deaths in Iowa involve firearms.
- From 2013 to 2017, 1,058 people in Iowa died by gun-related suicide.

Young People and Guns:

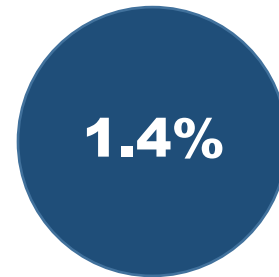
- Exposure to gun violence can cause lasting trauma in young people, leading to PTSD, chronic stress, and decreased future earnings.
- From 2008 to 2017, 429 people under age 25 were killed with a gun in Iowa.
- Guns are the third-leading cause of death for Iowa children ages 1–17.

Rates of Gun Violence (per 100,000 residents)



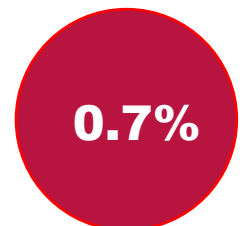
41st

Iowa has the 41st highest gun death rate of all 50 states



Cost of gun violence as percent of Iowa GDP

Cost of gun violence as percent of national GDP



GUN VIOLENCE IN KANSAS

Annual Cost of Gun Violence:

\$1.9 BILLION

\$665 PER RESIDENT



EVERY 24 HOURS

368 Kansans a year die from gun violence. That's one every day.

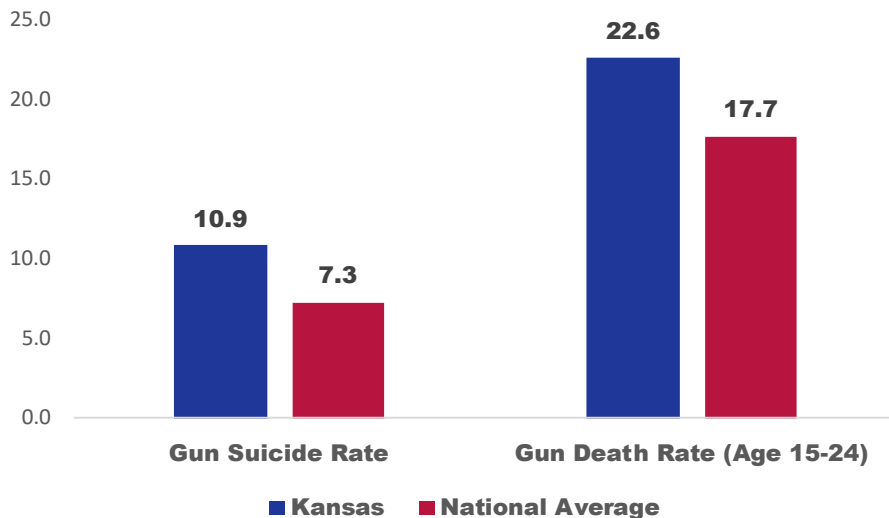
Gun Suicide:

- Nearly 70% of gun deaths in Kansas are suicides, and nearly 53% of all suicide deaths in Kansas involve firearms.
- From 2013 to 2017, 1,276 people in Kansas died by gun-related suicide. That's one every 34 hours.

Young People and Guns:

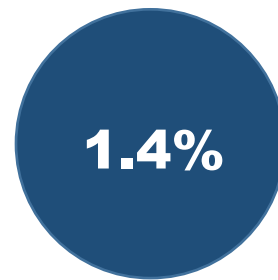
- Exposure to gun violence can cause lasting trauma in young people, leading to PTSD, chronic stress, and decreased future earnings.
- From 2008 to 2017, 707 people under age 25 were killed with a gun in Kansas.
- Guns are the third-leading cause of death for Kansas children ages 1–17.

Rates of Gun Violence (per 100,000 residents)



17th

Kansas has the 17th highest gun death rate of all 50 states



Cost of gun violence as percent of national GDP

Cost of gun violence as percent of Kansas GDP




GUN VIOLENCE IN KENTUCKY

Annual Cost of Gun Violence:

\$3.6 BILLION

\$819 PER RESIDENT



EVERY 13 HOURS

690 Kentuckians a year die from gun violence. That's one every 2 days.

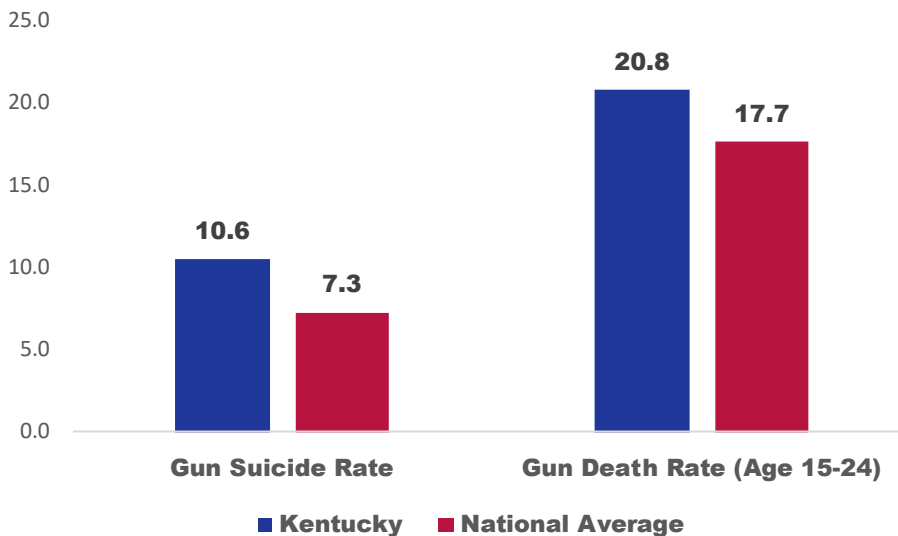
Gun Suicide:

- Nearly 70% of gun deaths in Kentucky are suicides, and 64% of all suicide deaths in Kentucky involve firearms.
- From 2013 to 2017, 2,387 people in Kentucky died by gun-related suicide. That's one every 18 hours.

Young People and Guns:

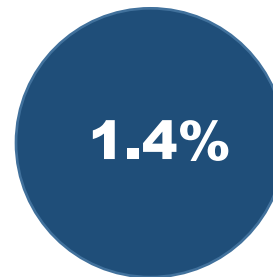
- Exposure to gun violence can cause lasting trauma in young people, leading to PTSD, chronic stress, and decreased future earnings.
- From 2013 to 2017, 562 people under age 25 were killed with a gun in Kentucky.
- Guns are the second-leading cause of death for Kentucky children ages 1-17.

Rates of Gun Violence (per 100,000 residents)



16th

Kentucky has the 16th highest gun death rate of all 50 states



Cost of gun violence as percent of national GDP

Cost of gun violence as percent of Kentucky GDP



GUN VIOLENCE IN LOUISIANA

Annual Cost of Gun Violence:

\$5.4 BILLION

\$1,173 PER RESIDENT



EVERY 9 HOURS

946 Louisianians a year die from gun violence. That's one every 9 hours.

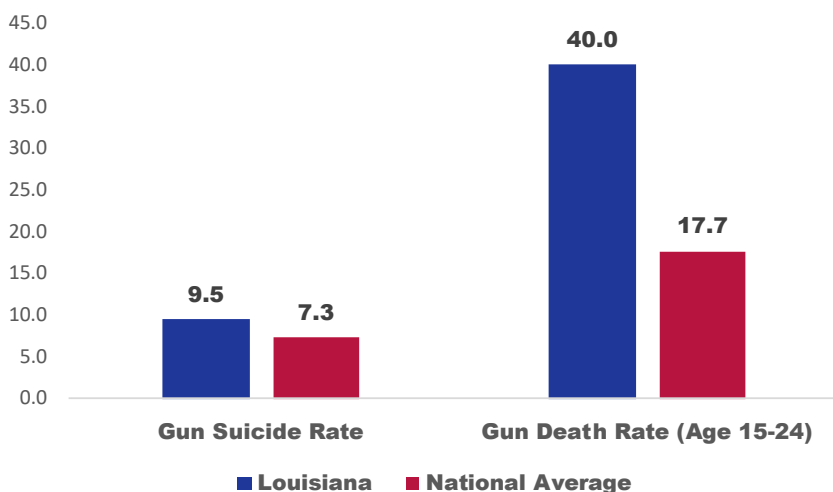
Gun Suicide:

- Nearly 47% of gun deaths in Louisiana are suicides, and more than 65% of all suicide deaths in Louisiana involve firearms.
- From 2013 to 2017, 2,204 people in Louisiana died by gun-related suicide—one every 20 hours.

Young People and Guns:

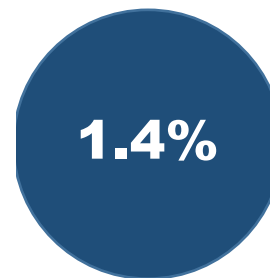
- Exposure to gun violence can cause lasting trauma in young people, leading to PTSD, chronic stress, and decreased future earnings.
- From 2013 to 2017, 1,162 people under age 25 were killed with a gun in Louisiana.
- Guns are the second-leading cause of death for Louisiana children ages 1–17.

Rates of Gun Violence (per 100,000 residents)



4th

Louisiana has the 4th highest gun death rate of all 50 states



Cost of gun violence as percent of national GDP

Cost of gun violence as percent of Louisiana GDP



GUN VIOLENCE IN MAINE

Annual Cost of Gun Violence:

\$733 MILLION

\$551 PER RESIDENT



EVERY 3 DAYS

146 Mainers a year die from gun violence. That's one every 3 days.

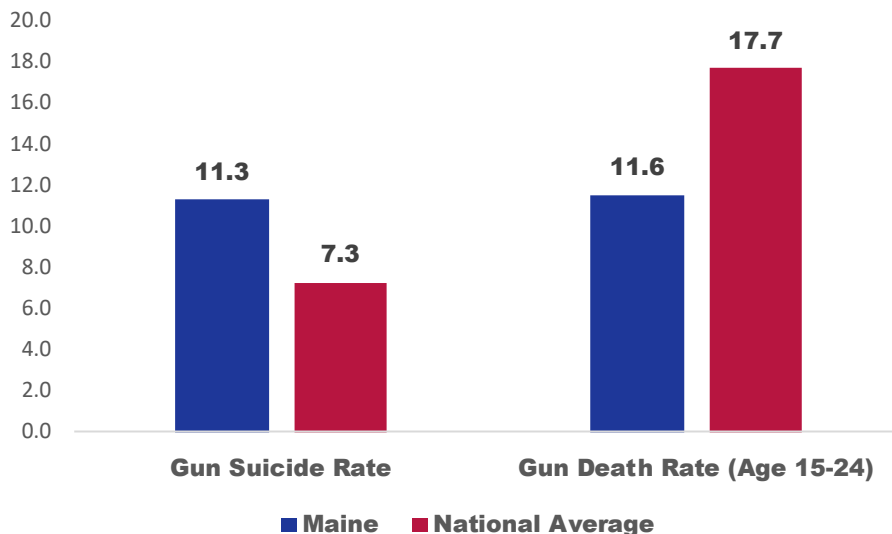
Gun Suicide:

- More than 88% of gun deaths in Maine are suicides, and nearly 54% of all suicide deaths in Maine involve firearms.
- From 2008 to 2017, 1,173 people in Maine died by gun-related suicide.

Young People and Guns:

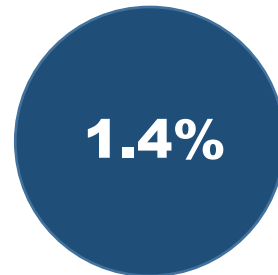
- Exposure to gun violence can cause lasting trauma in young people, leading to PTSD, chronic stress, and decreased future earnings.
- From 2008 to 2017, 164 people under age 25 were killed with a gun in Maine.
- Guns are the third-leading cause of death for Maine children ages 1-17.

Rates of Gun Violence (per 100,000 residents)



35th

Maine has the 35th highest gun death rate of all 50 states



Cost of gun violence as percent of national GDP

Cost of gun violence as percent of Maine GDP

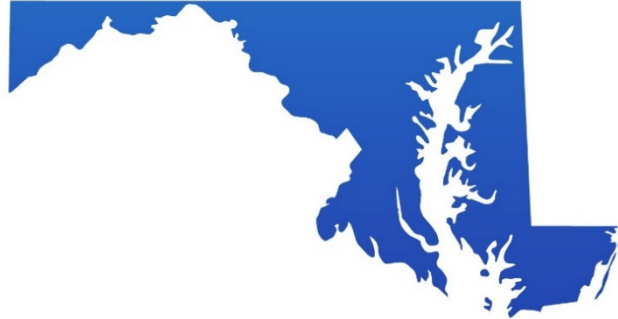


GUN VIOLENCE IN MARYLAND

Annual Cost of Gun Violence:

\$3.6 BILLION

\$612 PER RESIDENT



EVERY 13 HOURS

656 Marylanders a year die from gun violence. That's one every 13 hours.

Gun Suicide:

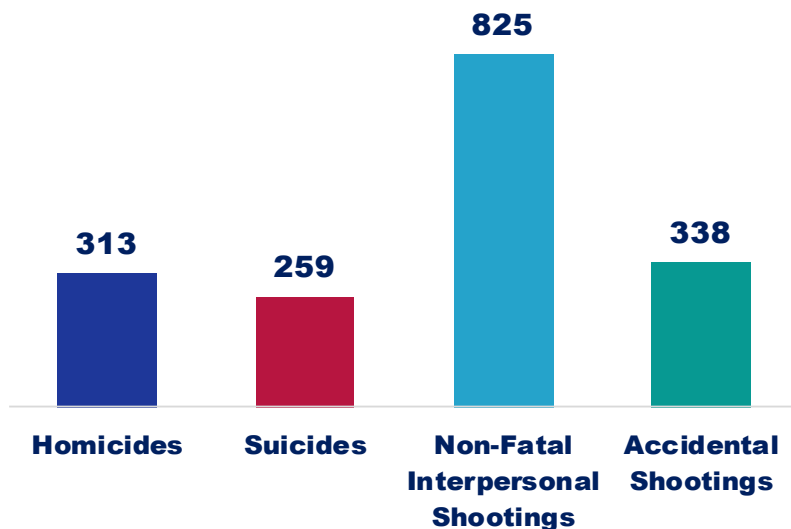
- Nearly 40% of gun deaths in Maryland are suicides, and more than 44% of all suicide deaths in Maryland involve firearms.
- From 2013 to 2017, 1,300 people in Maryland died by gun-related suicide.

Young People and Guns:

- Exposure to gun violence can cause lasting trauma in young people, leading to PTSD, chronic stress, and decreased future earnings.
- From 2013 to 2017, 812 people under age 25 were killed with a gun in Maryland.

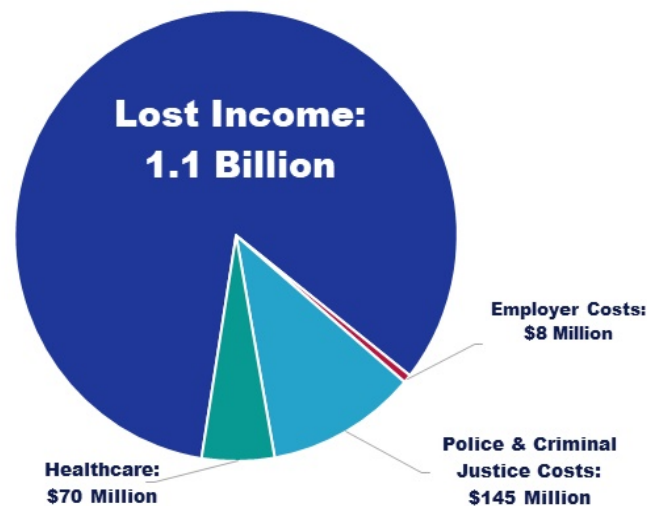
1700+

Instances of Gun Violence Annually



\$1.3+BILLION

Directly Measurable Costs



GUN VIOLENCE IN MASSACHUSETTS

Annual Cost of Gun Violence:

\$1.5 BILLION

\$221 PER RESIDENT



EVERY 38 HOURS

231 Massachusettsans a year die from gun violence. That's one every 38 hours.

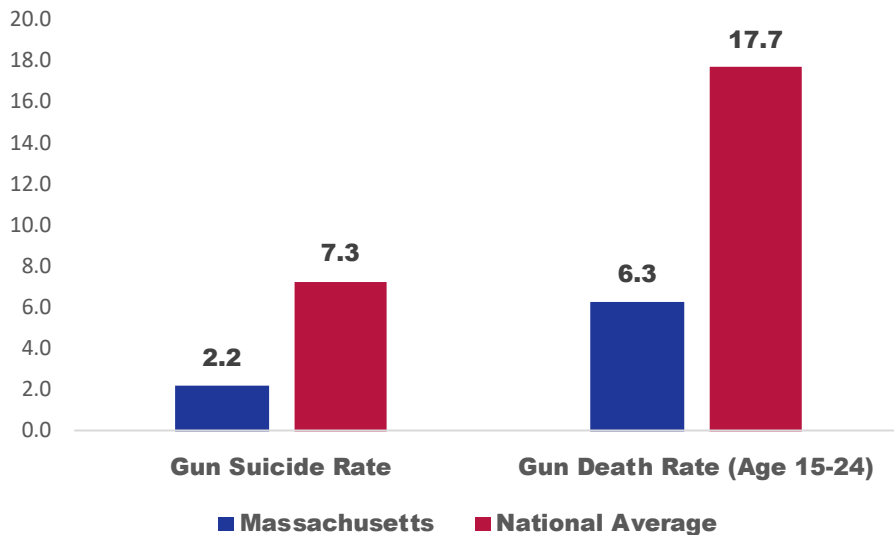
Gun Suicide:

- More than 56% of gun deaths in Massachusetts are suicides, and nearly 21% of all suicide deaths in Massachusetts involve firearms.
- From 2013 to 2017, 652 people in Massachusetts died by gun-related suicide.

Young People and Guns:

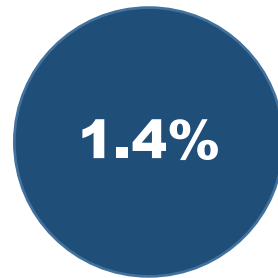
- Exposure to gun violence can cause lasting trauma in young people, leading to PTSD, chronic stress, and decreased future earnings.
- From 2008 to 2017, 587 people under age 25 were killed with a gun in Massachusetts.

Rates of Gun Violence (per 100,000 residents)



49th

Massachusetts has the 49th highest gun death rate of all 50 states



Cost of gun violence as percent of national GDP

Cost of gun violence as percent of Massachusetts GDP



GUN VIOLENCE IN MICHIGAN

Annual Cost of Gun Violence:

\$6.9 BILLION

\$696 PER RESIDENT



EVERY

8 HOURS

1,163 Michiganians a year die from gun violence—one every 8 hours

Gun Suicide:

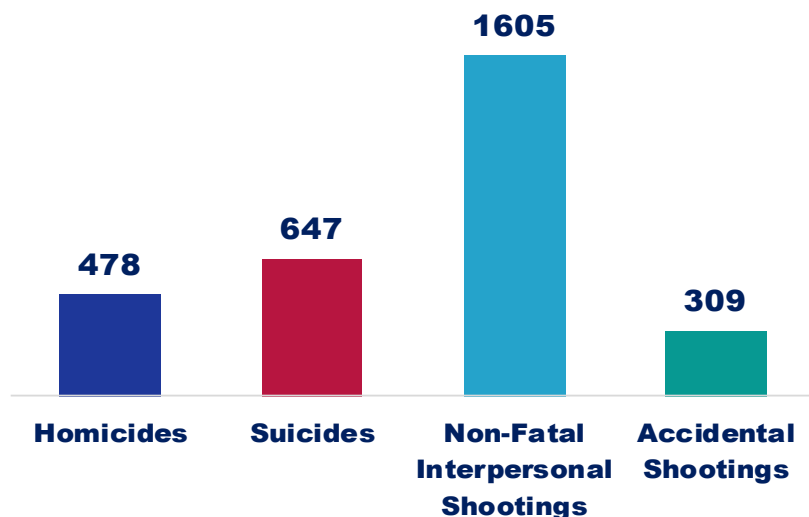
- Nearly 60% of gun deaths in Michigan are suicides, and half of all suicide deaths in Michigan involve firearms.
- From 2013 to 2017, 3,436 people in Michigan died by gun-related suicide—one every 13 hours.

Young People and Guns:

- Exposure to gun violence can cause lasting trauma in young people, leading to PTSD, chronic stress, and decreased future earnings.
- From 2013 to 2017, 1,195 people under age 25 were killed with a gun in Michigan.
- Guns are the second-leading cause of death for Michigan children ages 1–17

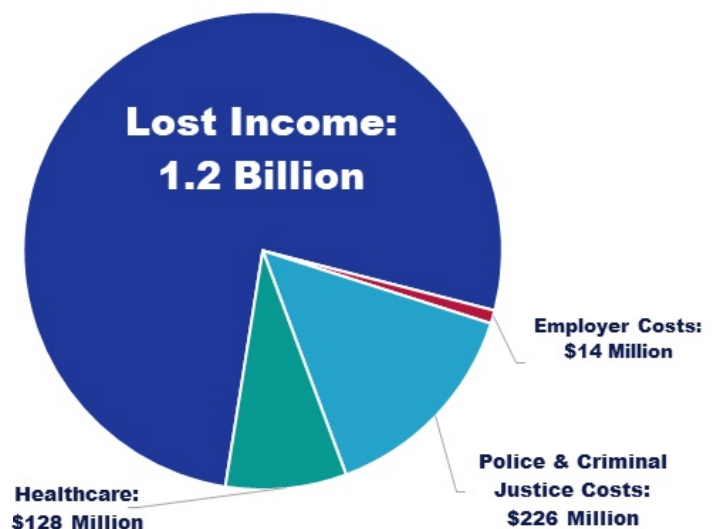
3000+

Instances of Gun Violence Annually



\$1.5+ BILLION

Directly Measurable Costs



GUN VIOLENCE IN MINNESOTA

Annual Cost of Gun Violence:

\$2.2 BILLION

\$409 PER RESIDENT



EVERY 21 HOURS

422 Minnesotans a year die from gun violence—one every 21 hours.

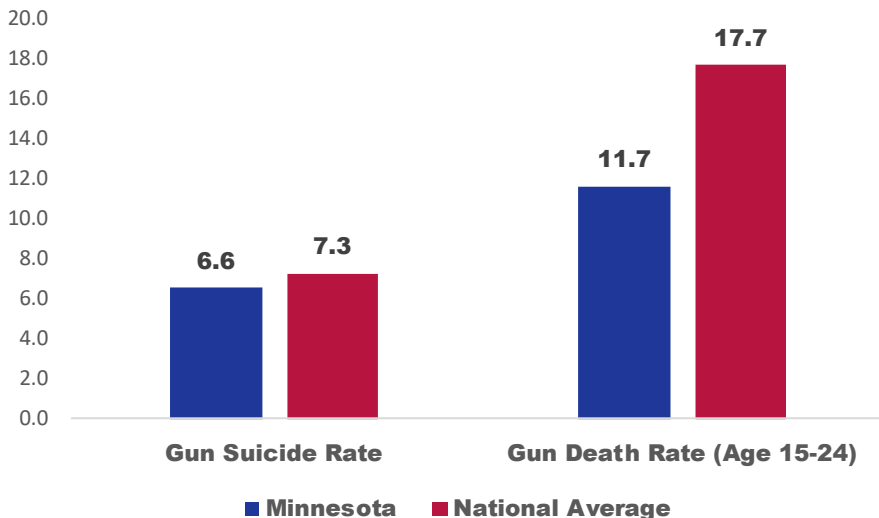
Gun Suicide:

- Nearly 80% of gun deaths in Minnesota are suicides, and more than 45% of all suicide deaths in Minnesota involve firearms.
- From 2013 to 2017, 1,648 people in Minnesota died by gun-related suicide. That's one every 27 hours.

Young People and Guns:

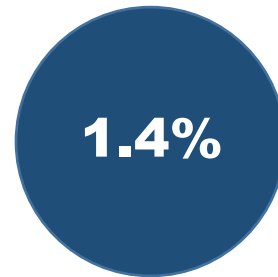
- Exposure to gun violence can cause lasting trauma in young people, leading to PTSD, chronic stress, and decreased future earnings.
- From 2008 to 2017, 743 people under age 25 were killed with a gun in Minnesota.

Rates of Gun Violence (per 100,000 residents)



43rd

Minnesota has the 43rd highest gun death rate of all 50 states



Cost of gun violence as percent of national GDP

Cost of gun violence as percent of Minnesota GDP



GUN VIOLENCE IN MISSISSIPPI

Annual Cost of Gun Violence:

\$3.2 BILLION

\$1,076 PER RESIDENT



EVERY 15 HOURS

576 Mississippians a year die from gun violence—one every 9 hours.

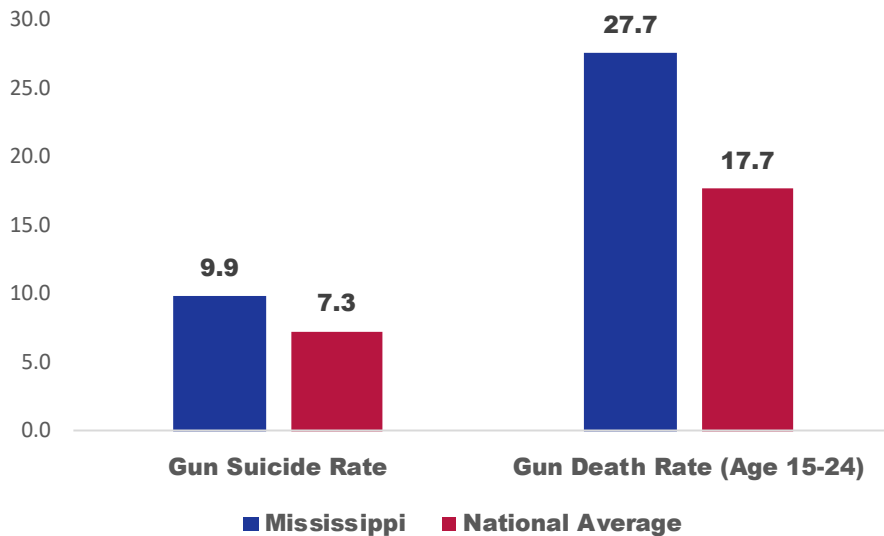
Gun Suicide:

- Almost half of all gun deaths in Mississippi are suicides, and nearly 70% of all suicide deaths in Mississippi involve firearms.
- From 2013 to 2017, 1,385 people in Mississippi died by gun-related suicide.

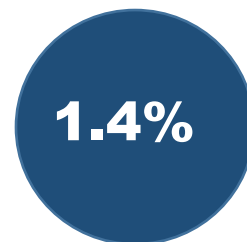
Young People and Guns:

- Exposure to gun violence can cause lasting trauma in young people, leading to PTSD, chronic stress, and decreased future earnings.
- From 2013 to 2017, 603 people under age 25 were killed with a gun in Mississippi.
- Guns are the second-leading cause of death for Mississippi children ages 1–17

Rates of Gun Violence (per 100,000 residents)



5th Mississippi has the 5th highest gun death rate of all 50 states



Cost of gun violence as percent of national GDP

Cost of gun violence as percent of Mississippi GDP

2.8%

GUN VIOLENCE IN MISSOURI

Annual Cost of Gun Violence:

\$5.5 BILLION

\$917 PER RESIDENT



8 HOURS

1,074 Missourians a year die from gun violence—one every 8 hours.

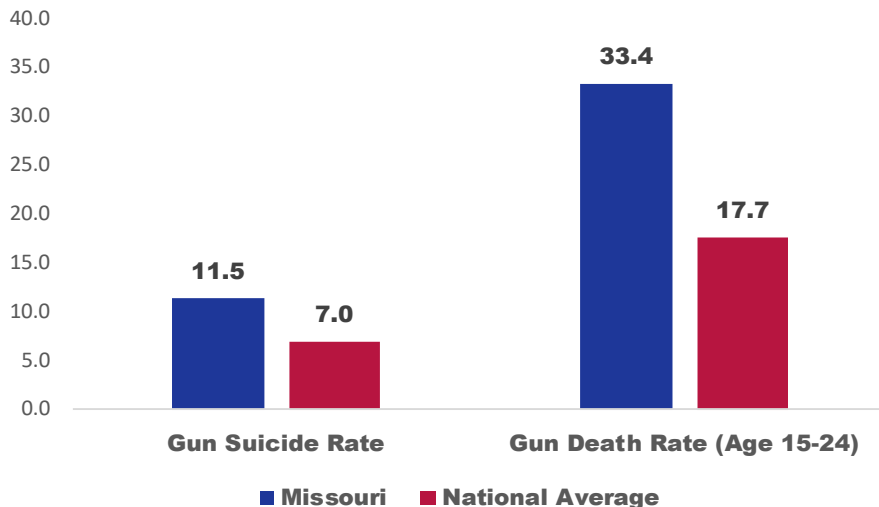
Gun Suicide:

- Nearly 58% of gun deaths in Missouri are suicides, and more than 58% of all suicide deaths in Missouri involve firearms.
- From 2013 to 2017, 3,100 people in Missouri died by gun-related suicide. That's one every 14 hours.

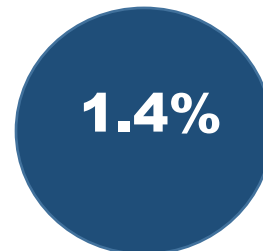
Young People and Guns:

- Exposure to gun violence can cause lasting trauma in young people, leading to PTSD, chronic stress, and decreased future earnings.
- From 2013 to 2017, 1,116 people under age 25 were killed with a gun in Missouri.
- Guns are the second-leading cause of death for Missouri children ages 1–17.

Rates of Gun Violence (per 100,000 residents)

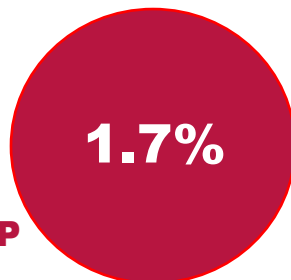


6th Missouri has the 6th highest gun death rate of all 50 states



Cost of gun violence as percent of national GDP

Cost of gun violence as percent of Missouri GDP



GUN VIOLENCE IN MONTANA

Annual Cost of Gun Violence:

\$935 MILLION

\$929 PER RESIDENT



EVERY 44 HOURS

197 Montanans a year die from gun violence—one every 44 hours.

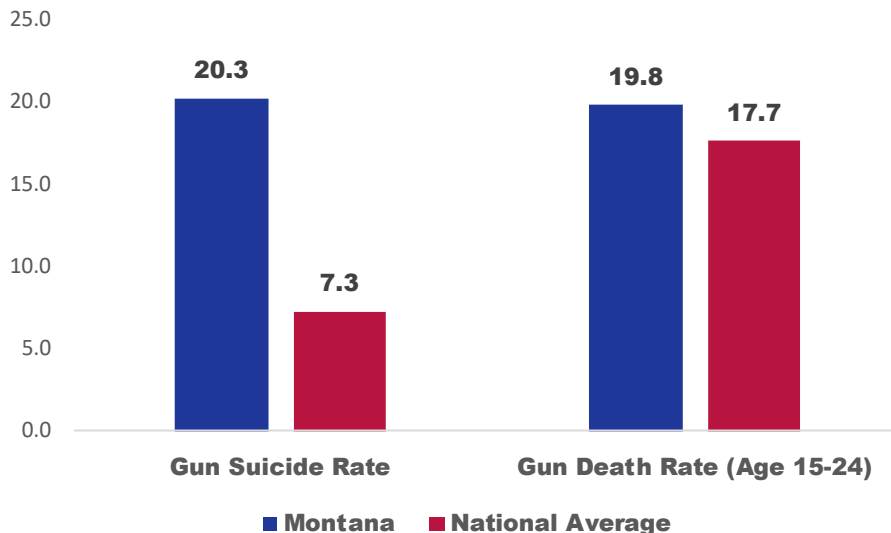
Gun Suicide:

- More than 85% of gun deaths in Montana are suicides, and nearly 63% of all suicide deaths in Montana involve firearms.
- From 2013 to 2017, 845 people in Montana died by gun-related suicide. That's one every two days.

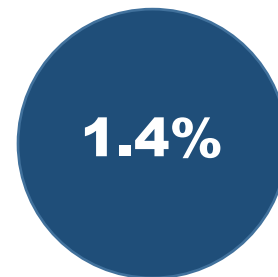
Young People and Guns:

- Exposure to gun violence can cause lasting trauma in young people, leading to PTSD, chronic stress, and decreased future earnings.
- From 2008 to 2017, 290 people under age 25 were killed with a gun in Montana.
- Guns are the second-leading cause of death for Montana children ages 1-17.

Rates of Gun Violence (per 100,000 residents)

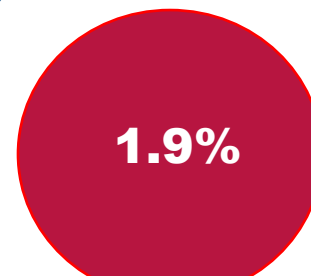


3rd Montana has the 3rd highest gun death rate of all 50 states



Cost of gun violence as percent of Montana GDP

Cost of gun violence as percent of national GDP



GUN VIOLENCE IN NEBRASKA

Annual Cost of Gun Violence:
\$981 MILLION
 \$527 PER RESIDENT



EVERY
2 DAYS

169 Nebraskans a year die from gun violence. That's one every 2 days.

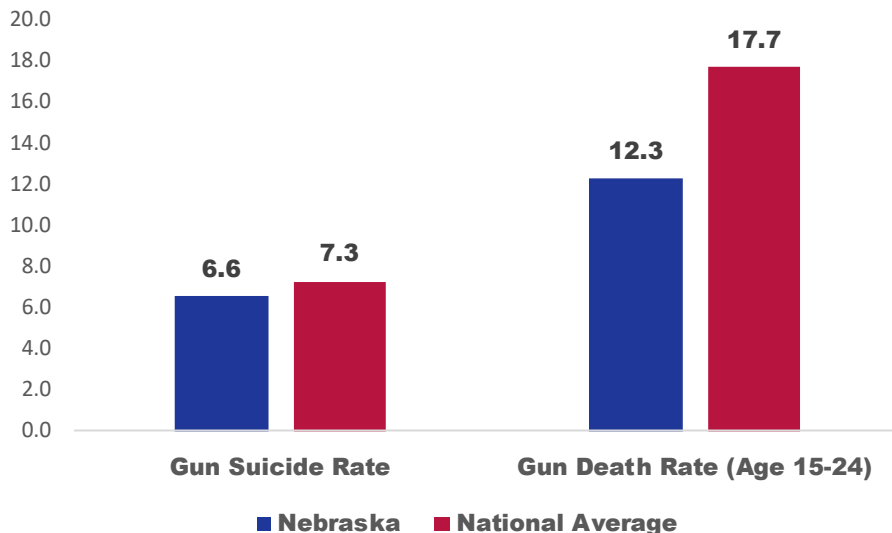
Gun Suicide:

- Nearly 71% of gun deaths in Nebraska are suicides, and approximately half of all suicide deaths in Nebraska involve firearms.
- From 2013 to 2017, 600 people in Nebraska died by gun-related suicide.

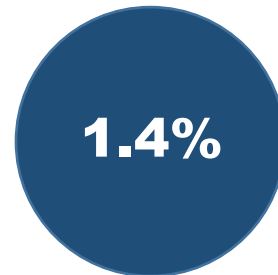
Young People and Guns:

- Exposure to gun violence can cause lasting trauma in young people, leading to PTSD, chronic stress, and decreased future earnings.
- From 2008 to 2017, 331 people under age 25 were killed with a gun in Nebraska.
- Guns are the third-leading cause of death for Nebraska children ages 1-17.

Rates of Gun Violence (per 100,000 residents)



42nd Nebraska has the 42nd highest gun death rate of all 50 states



Cost of gun violence as percent of national GDP

Cost of gun violence as percent of Nebraska GDP



GUN VIOLENCE IN NEVADA



Annual Cost of Gun Violence:

\$2.3 BILLION

\$811 PER RESIDENT

EVERY 19 HOURS

455 Nevadans a year die from gun violence—one every 19 hours.

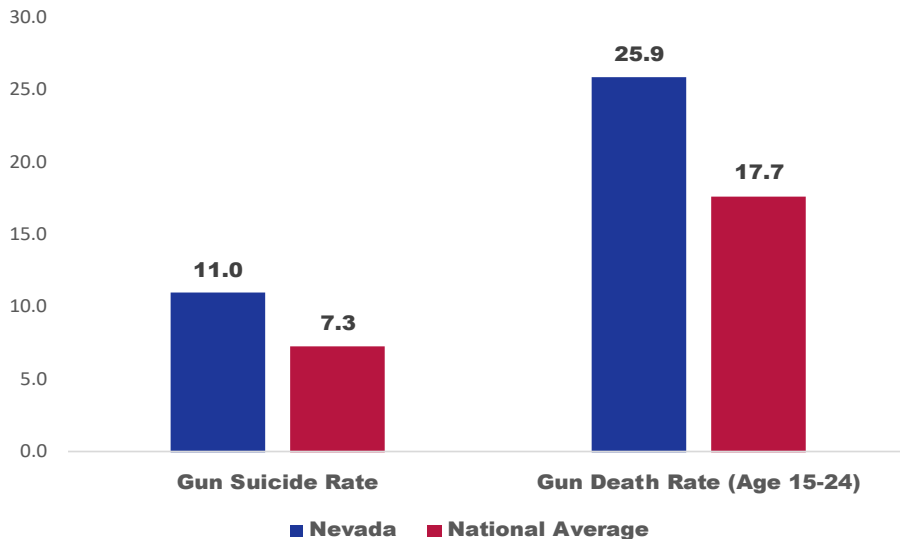
Gun Suicide:

- More than 68% of gun deaths in Nevada are suicides, and nearly 53% of all suicide deaths in Nevada involve firearms.
- From 2013 to 2017, 1,557 people in Nevada died by gun-related suicide. That's one every 28 hours.

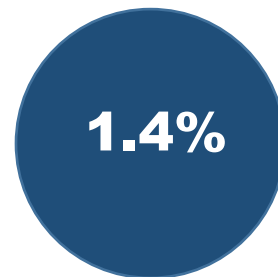
Young People and Guns:

- Exposure to gun violence can cause lasting trauma in young people, leading to PTSD, chronic stress, and decreased future earnings.
- From 2008 to 2017, 675 people under age 25 were killed with a gun in Nevada.
- Guns are the second-leading cause of death for Nevada children ages 1-17.

Rates of Gun Violence (per 100,000 residents)



14th Nevada has the 14th highest gun death rate of all 50 states



Cost of gun violence as percent of Nevada GDP

Cost of gun violence as percent of national GDP



GUN VIOLENCE IN NEW HAMPSHIRE

Annual Cost of Gun Violence:

\$604 MILLION

\$457 PER RESIDENT



EVERY

3 DAYS

123 New Hampshire residents a year die from gun violence. That's one every 3 days.

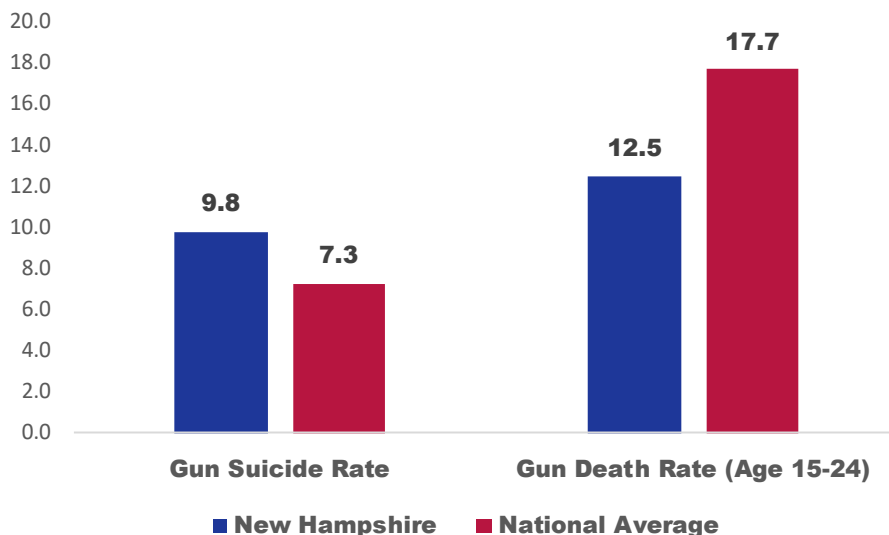
Gun Suicide:

- More than 90% of gun deaths in New Hampshire are suicides, and approximately half of all suicide deaths in New Hampshire involve firearms.
- From 2008 to 2017, 995 people in New Hampshire died by gun-related suicide.

Young People and Guns:

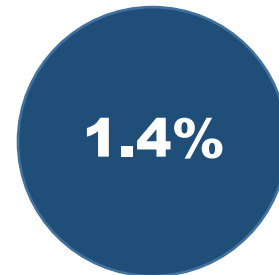
- Exposure to gun violence can cause lasting trauma in young people, leading to PTSD, chronic stress, and decreased future earnings.
- From 2008 to 2017, 157 people under age 25 were killed with a gun in New Hampshire.

Rates of Gun Violence (per 100,000 residents)



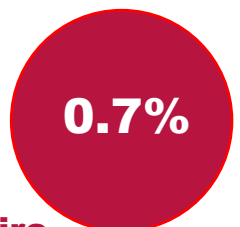
40th

New Hampshire has the 40th highest gun death rate of all 50 states



Cost of gun violence as percent of national GDP

Cost of gun violence as percent of New Hampshire GDP



GUN VIOLENCE IN NEW JERSEY

Annual Cost of Gun Violence:

\$3.3 BILLION

\$368 PER RESIDENT



EVERY 18 HOURS

482 New Jerseyans a year die from gun violence—one every 18 hours.

Gun Suicide:

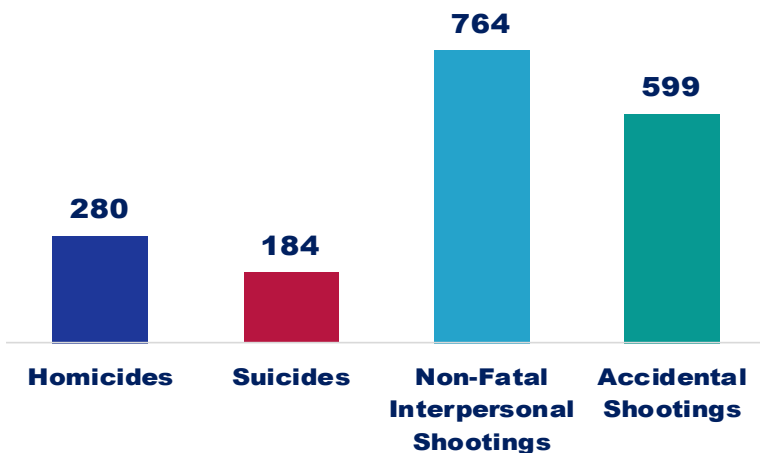
- Nearly 40% of gun deaths in New Jersey are suicides, and nearly a quarter of all suicide deaths in New Jersey involve firearms.
- From 2013 to 2017, 957 people in New Jersey died by gun-related suicide

Young People and Guns:

- Exposure to gun violence can cause lasting trauma in young people, leading to PTSD, chronic stress, and decreased future earnings.
- From 2013 to 2017, 603 people under age 25 were killed with a gun in New Jersey.
- Guns are the third-leading cause of death for New Jersey children ages 1–17.

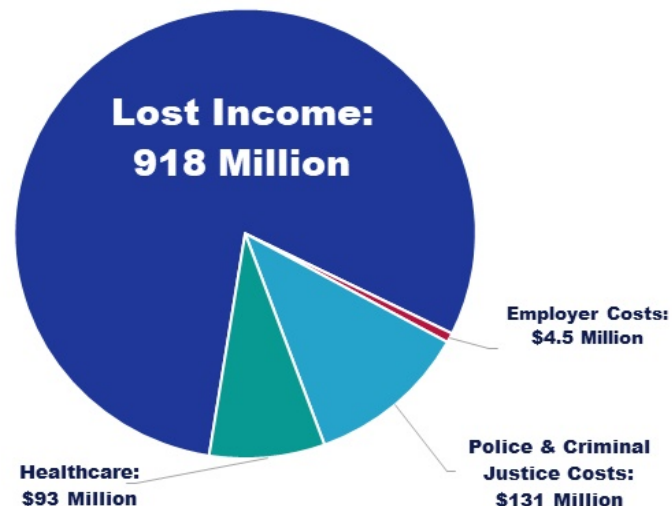
1800+

Instances of Gun Violence Annually



\$1.1+ BILLION

Directly Measurable Costs



GUN VIOLENCE IN New Mexico

Annual Cost of
Gun Violence:

**\$1.8
BILLION**

\$852 PER RESIDENT



**EVERY
24 HOURS**

**367 New Mexicans
a year die from gun
violence. That's
one every day.**

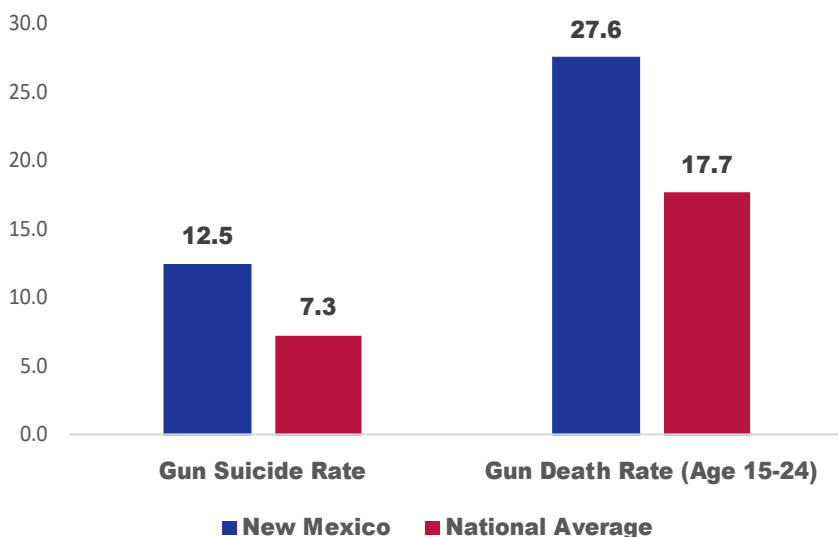
Gun Suicide:

- Nearly 68% of gun deaths in New Mexico are suicides, and more than 53% of all suicide deaths in New Mexico involve firearms.
- From 2013 to 2017, 1,245 people in New Mexico died by gun-related suicide. That's one every 35 hours.

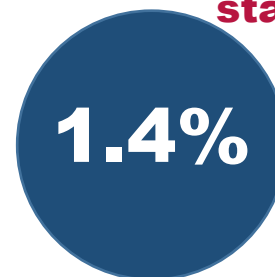
Young People and Guns:

- Exposure to gun violence can cause lasting trauma in young people, leading to PTSD, chronic stress, and decreased future earnings.
- From 2008 to 2017, 637 people under age 25 were killed with a gun in New Mexico.
- Guns are the second-leading cause of death for New Mexico children ages 1-17.

Rates of Gun Violence (per 100,000 residents)

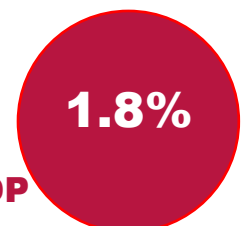


10th New Mexico has the
10th highest gun
death rate of all 50
states



**Cost of gun
violence as
percent of
New Mexico GDP**

**Cost of gun
violence as
percent of
national GDP**



GUN VIOLENCE IN NEW YORK



Annual Cost of Gun Violence:

\$5.6 BILLION

\$286 PER RESIDENT

EVERY 10 HOURS

852 New Yorkers a year die from gun violence—one every 19 hours.

Gun Suicide:

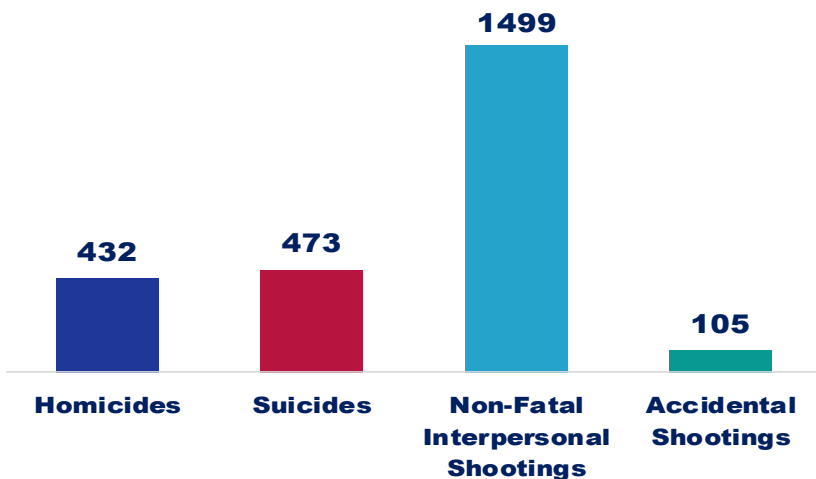
- Nearly 54% of gun deaths in New York are suicides, and more than 27% of all suicide deaths in New York involve firearms.
- From 2013 to 2017, 2,283 people in New York died by gun-related suicide – one every 19 hours.

Young People and Guns:

- Exposure to gun violence can cause lasting trauma in young people, leading to PTSD, chronic stress, and decreased future earnings.
- From 2013 to 2017, 910 people under age 25 were killed with a gun in New York.
- More than a third of New York's gun homicide victims are under the age of 25.

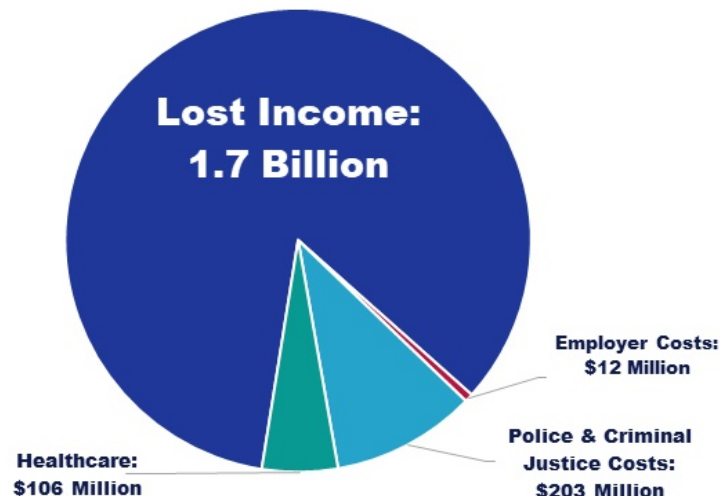
2500+

Instances of Gun Violence Annually



\$2+ BILLION

Directly Measurable Costs



GUN VIOLENCE IN NORTH CAROLINA

Annual Cost of Gun Violence:

\$7.4 BILLION

\$754 PER RESIDENT



EVERY 7 HOURS

1,311 North Carolinians a year die from gun violence—one every 7 hours.

Gun Suicide:

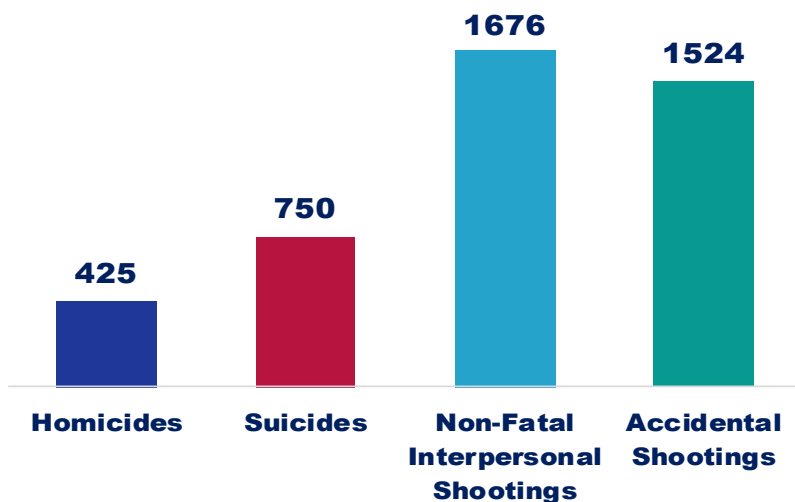
- More than 60% of gun deaths in North Carolina are suicides, and nearly 57% of all suicide deaths in North Carolina involve firearms.
- From 2013 to 2017, 3,946 people in North Carolina died by gun-related suicide. That's one every 11 hours.

Young People and Guns:

- Exposure to gun violence can cause lasting trauma in young people, leading to PTSD, chronic stress, and decreased future earnings.
- From 2013 to 2017, 1,217 people under age 25 were killed with a gun in North Carolina.
- Guns are the third-leading cause of death for North Carolina children ages 1-17.

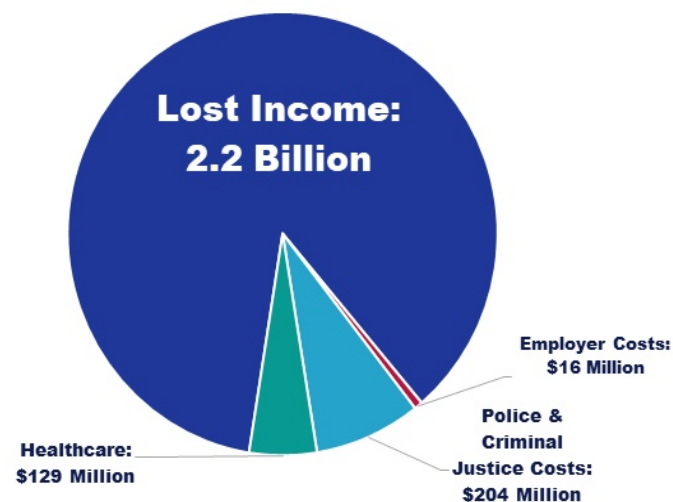
4300+

Instances of Gun Violence Annually



\$2.5+ BILLION

Directly Measurable Costs



GUN VIOLENCE IN NORTH DAKOTA

Annual Cost of Gun Violence:

\$421 MILLION

\$598 PER RESIDENT



4 DAYS

93 North Dakotans a year die from gun violence. That's one every 4 days.

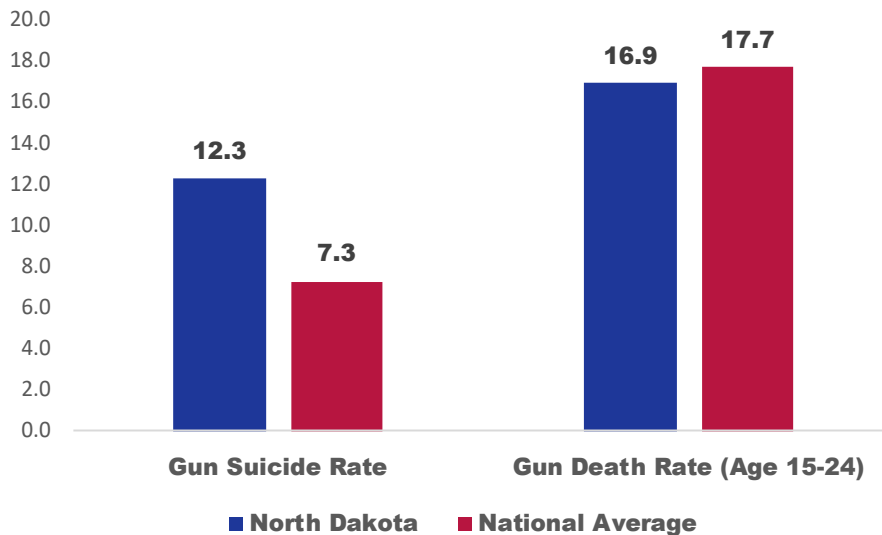
Gun Suicide:

- Nearly 87% of gun deaths in North Dakota are suicides, and nearly 60% of all suicide deaths in North Dakota involve firearms.
- From 2008 to 2017, 680 people in North Dakota died by gun-related suicide

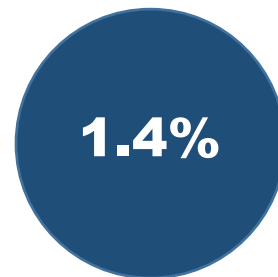
Young People and Guns:

- Exposure to gun violence can cause lasting trauma in young people, leading to PTSD, chronic stress, and decreased future earnings.
- From 2008 to 2017, 164 people under age 25 were killed with a gun in North Dakota.
- Guns are the second-leading cause of death for North Dakota children ages 1-17.

Rates of Gun Violence (per 100,000 residents)



25th North Dakota has the 25th highest gun death rate of all 50 states



Cost of gun violence as percent of national GDP

Cost of gun violence as percent of North Dakota GDP



GUN VIOLENCE IN OHIO

Annual Cost of Gun Violence:

\$7.3 BILLION

\$628 PER RESIDENT



EVERY

6 HOURS

1,402 Ohioans a year die from gun violence—one every 6 hours.

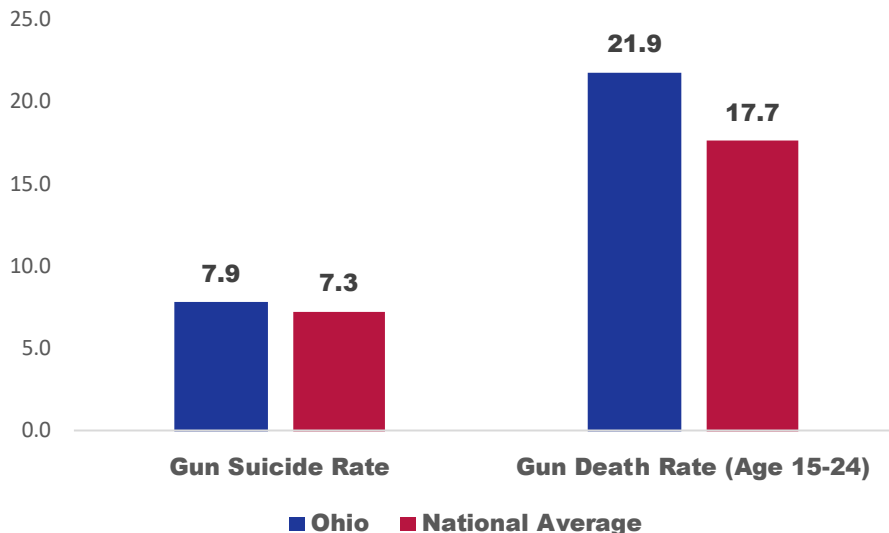
Gun Suicide:

- Nearly 61% of gun deaths in Ohio are suicides, and more than 52% of all suicide deaths in Ohio involve firearms.
- From 2013 to 2017, 4,249 people in Ohio died by gun-related suicide. That's one every 10 hours.

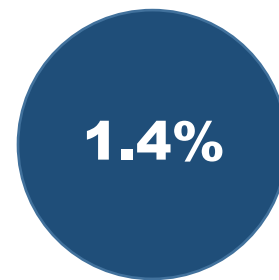
Young People and Guns:

- Exposure to gun violence can cause lasting trauma in young people, leading to PTSD, chronic stress, and decreased future earnings.
- From 2013 to 2017, 1,488 people under age 25 were killed with a gun in Ohio.
- Guns are the second-leading cause of death for Ohio children ages 1–17.

Rates of Gun Violence (per 100,000 residents)



22nd Ohio has the 22nd highest gun death rate of all 50 states



Cost of gun violence as percent of Ohio GDP

Cost of gun violence as percent of national GDP



GUN VIOLENCE IN OKLAHOMA

Annual Cost of Gun Violence:

\$3.5 BILLION

\$911 PER RESIDENT



EVERY

13 HOURS

679 Oklahomans a year die from gun violence—one every 13 hours.

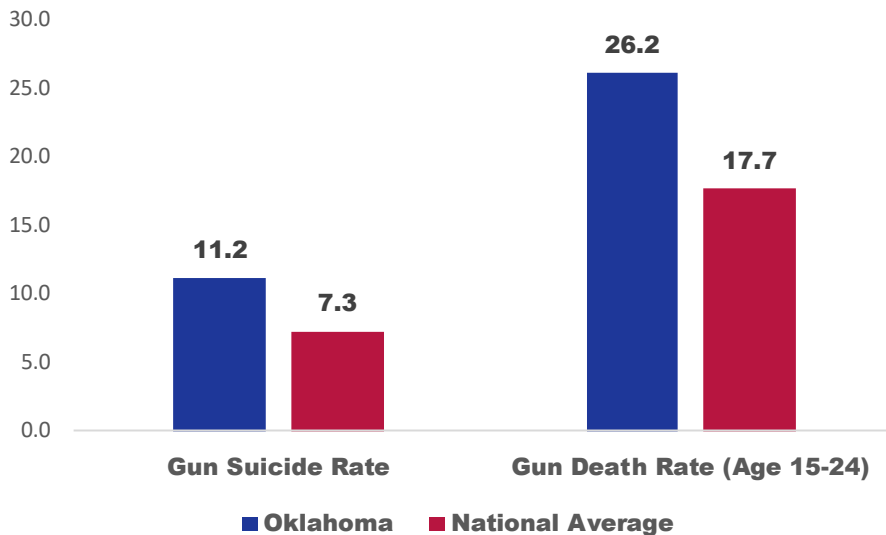
Gun Suicide:

- Nearly 68% of gun deaths in Oklahoma are suicides, and nearly 61% of all suicide deaths in Oklahoma involve firearms.
- From 2013 to 2017, 2,292 people in Oklahoma died by gun-related suicide. That's one every 19 hours.

Young People and Guns:

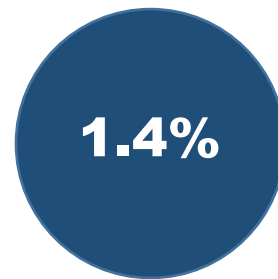
- Exposure to gun violence can cause lasting trauma in young people, leading to PTSD, chronic stress, and decreased future earnings.
- From 2008 to 2017, 1,161 people under age 25 were killed with a gun in Oklahoma.
- Guns are the second-leading cause of death for Oklahoma children ages 1–17.

Rates of Gun Violence (per 100,000 residents)



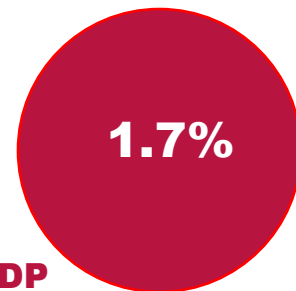
13th

Oklahoma has the 13th highest gun death rate of all 50 states



Cost of gun violence as percent of Oklahoma GDP

Cost of gun violence as percent of national GDP



GUN VIOLENCE IN OREGON

Annual Cost of Gun Violence:

\$2.6 BILLION

\$654 PER RESIDENT



EVERY

18 HOURS

497 Oregonians a year die from gun violence—one every 18 hours.

Gun Suicide:

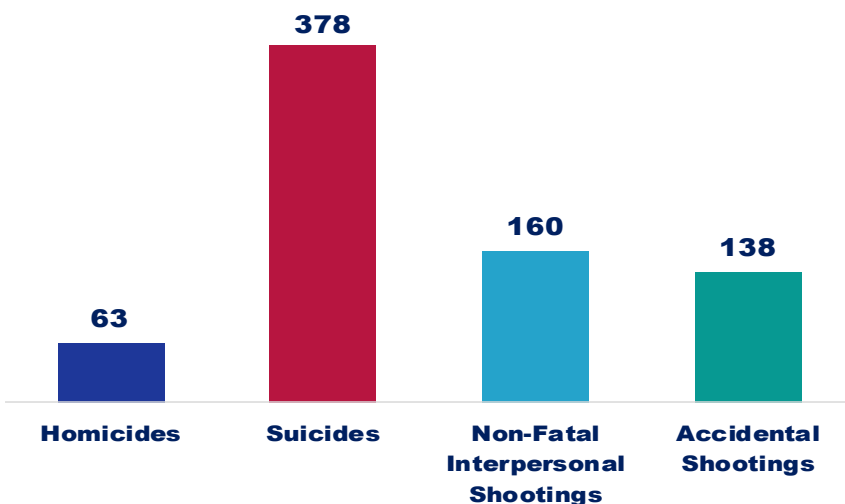
- Nearly 82% of gun deaths in Oregon are suicides, and more than 53% of all suicide deaths in Oregon involve firearms.
- From 2013 to 2017, 2,037 people in Oregon died by gun-related suicide. That's one every 22 hours.

Young People and Guns:

- Exposure to gun violence can cause lasting trauma in young people, leading to PTSD, chronic stress, and decreased future earnings.
- From 2008 to 2017, 589 people under age 25 were killed with a gun in Oregon.
- Guns are the third-leading cause of death for Oregon children ages 1–17.

700+

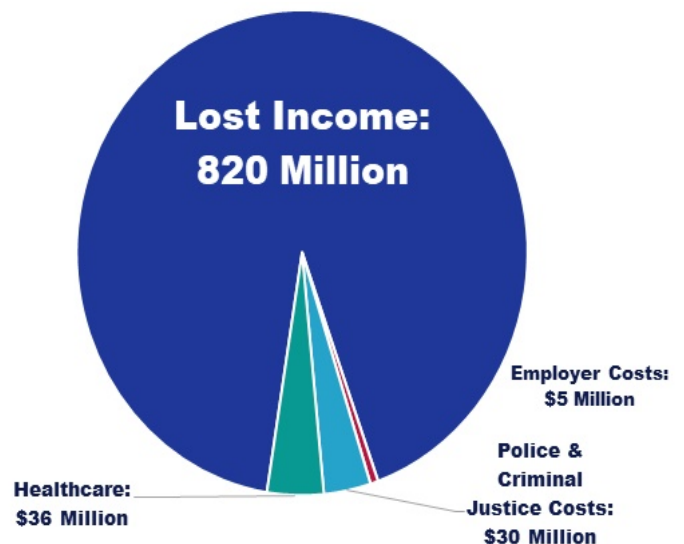
Instances of Gun Violence Annually



Source: Giffords Law Center

\$891+ MILLION

Directly Measurable Costs



GUN VIOLENCE IN PENNSYLVANIA

Annual Cost of Gun Violence:

\$8.5 BILLION

\$665 PER RESIDENT



EVERY 6 HOURS

1,503 Pennsylvanians a year die from gun violence—one every 6 hours.

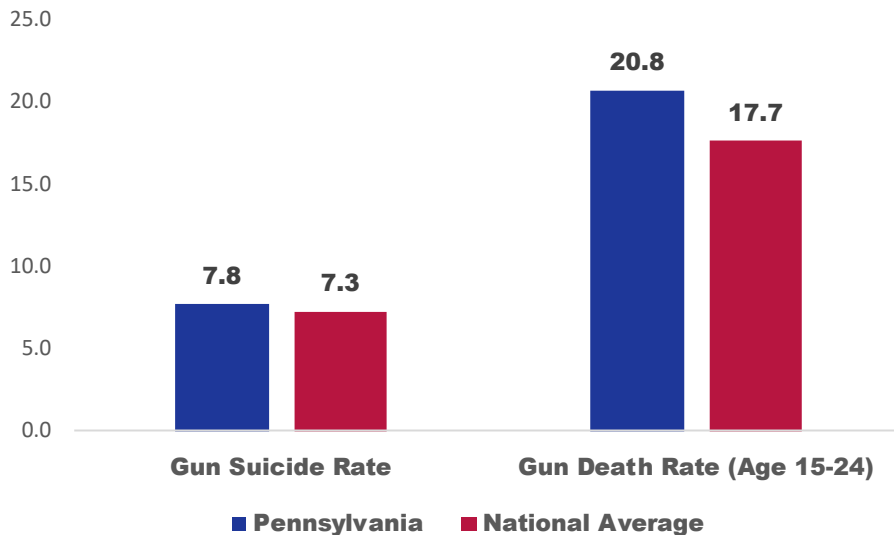
Gun Suicide:

- Nearly 63% of gun deaths in Pennsylvania are suicides, and approximately half of all suicide deaths in Pennsylvania involve firearms.
- From 2013 to 2017, 4,716 people in Pennsylvania died by gun-related suicide—one every 9 hours.

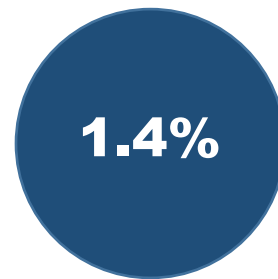
Young People and Guns:

- Exposure to gun violence can cause lasting trauma in young people, leading to PTSD, chronic stress, and decreased future earnings.
- From 2013 to 2017, 1,548 people under age 25 were killed with a gun in Pennsylvania.
- Gun violence and car crashes are tied as the leading cause of death for Pennsylvania children ages 1–17.

Rates of Gun Violence (per 100,000 residents)



26th Pennsylvania has the 26th highest gun death rate of all 50 states



Cost of gun violence as percent of national GDP

Cost of gun violence as percent of Pennsylvania GDP



GUN VIOLENCE IN RHODE ISLAND

Annual Cost of Gun Violence:

\$268 MILLION

\$255 PER RESIDENT



EVERY

8 DAYS

47 Rhode Islanders a year die from gun violence. That's one every 8 days.

Gun Suicide:

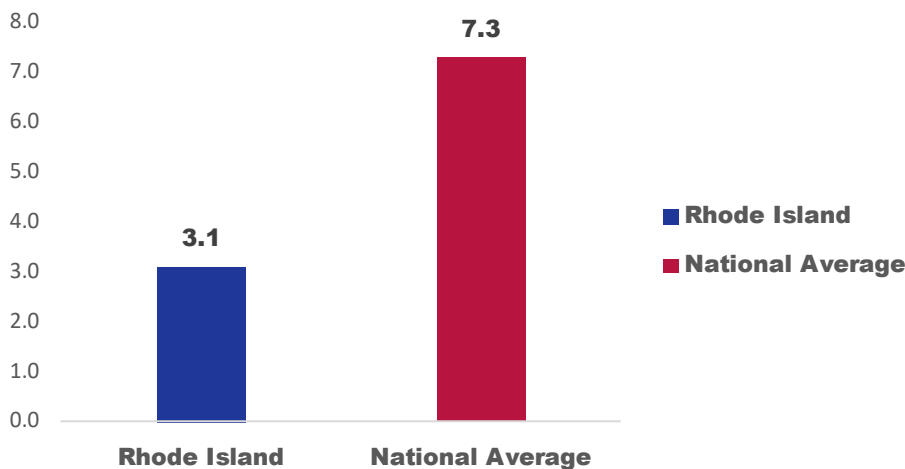
- Nearly 70% of gun deaths in Rhode Island are suicides, and more than a quarter of all suicide deaths in Rhode Island involve firearms.
- From 2008 to 2017, 301 people in Rhode Island died by gun-related suicide.

Young People and Guns:

- Exposure to gun violence can cause lasting trauma in young people, leading to PTSD, chronic stress, and decreased future earnings.
- From 2008 to 2017, 91 people under age 25 were killed with a gun in Rhode Island.

Rates of Gun Violence (per 100,000 residents)

Gun Suicide Rate



47th

Rhode Island has the 47th highest gun death rate of all 50 states

1.4%

Cost of gun violence as percent of national GDP

Cost of gun violence as percent of Rhode Island GDP

0.4%

GUN VIOLENCE IN SOUTH CAROLINA

Annual Cost of Gun Violence:

\$4.3 BILLION

\$915 PER RESIDENT



EVERY

11 HOURS

829 South Carolinians a year die from gun violence—one every 11 hours.

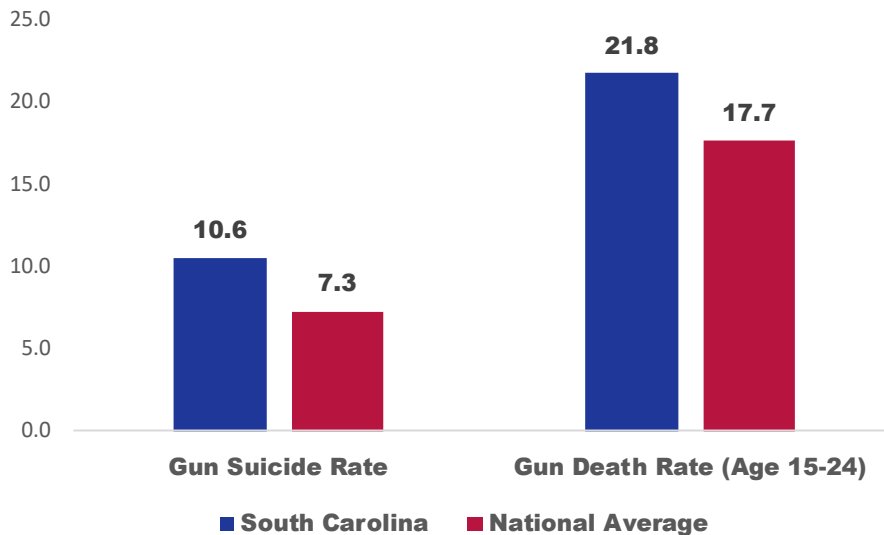
Gun Suicide:

- Nearly 60% of gun deaths in South Carolina are suicides, and more than 64% of all suicide deaths in South Carolina involve firearms.
- From 2013 to 2017, 2,474 people in South Carolina died by gun-related suicide. That's one every 18 hours.

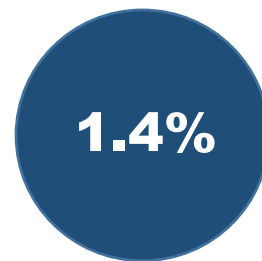
Young People and Guns:

- Exposure to gun violence can cause lasting trauma in young people, leading to PTSD, chronic stress, and decreased future earnings.
- From 2013 to 2017, 813 people under age 25 were killed with a gun in South Carolina.
- Guns are the second-leading cause of death for South Carolina children ages 1–17.

Rates of Gun Violence (per 100,000 residents)

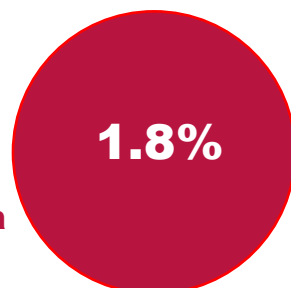


12th South Carolina has the 12th highest gun death rate of all 50 states



Cost of gun violence as percent of South Carolina GDP

Cost of gun violence as percent of national GDP



GUN VIOLENCE IN SOUTH DAKOTA

Annual Cost of Gun Violence:

\$440 MILLION

\$528 PER RESIDENT



EVERY 4 DAYS

95 South Dakotans a year die from gun violence. That's one every 4 days.

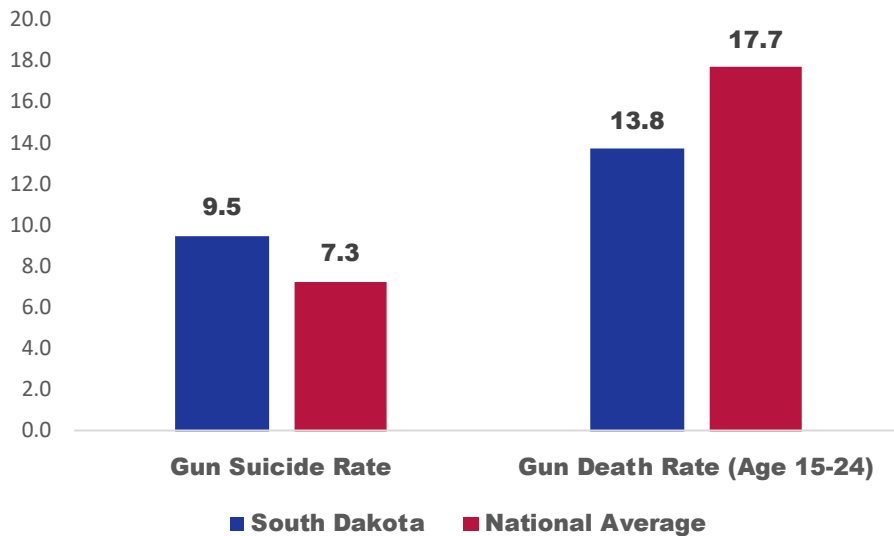
Gun Suicide:

- Nearly 82% of gun deaths in South Dakota are suicides, and more than 47% of all suicide deaths in South Dakota involve firearms.
- From 2008 to 2017, 717 people in South Dakota died by gun-related suicide.

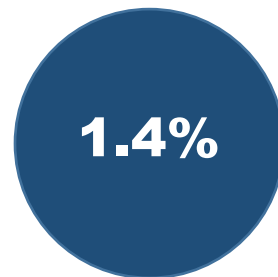
Young People and Guns:

- Exposure to gun violence can cause lasting trauma in young people, leading to PTSD, chronic stress, and decreased future earnings.
- From 2008 to 2017, 189 people under age 25 were killed with a gun in South Dakota.
- Guns are the second-leading cause of death for South Dakota children ages 1-17.

Rates of Gun Violence (per 100,000 residents)



33rd South Dakota has the 33rd highest gun death rate of all 50 states



Cost of gun violence as percent of national GDP

Cost of gun violence as percent of South Dakota GDP



GUN VIOLENCE IN TENNESSEE

Annual Cost of Gun Violence:

\$6 BILLION

\$928 PER RESIDENT



8 HOURS

1,103 South Tennesseans a year die from gun violence—one every 8 hours.

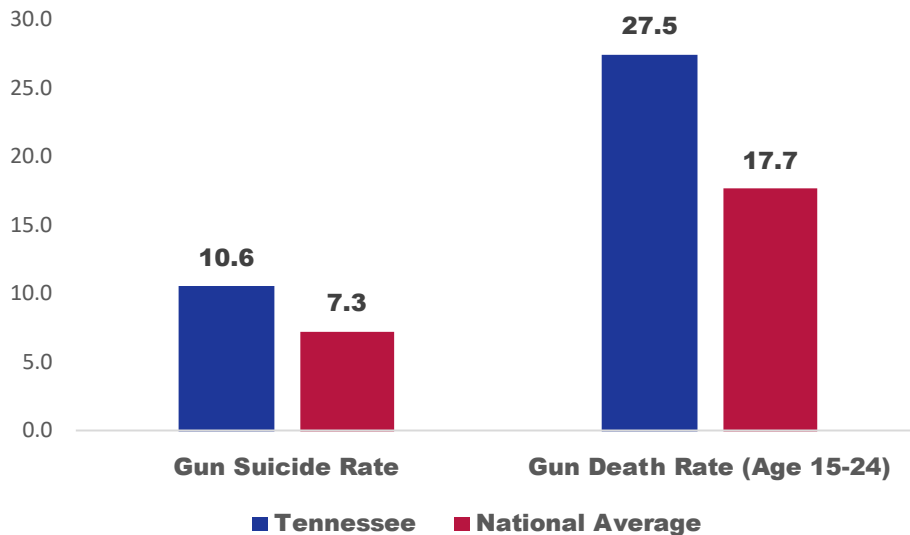
Gun Suicide:

- Nearly 61% of gun deaths in Tennessee are suicides, and more than 62% of all suicide deaths in Tennessee involve firearms.
- From 2013 to 2017, 3,344 people in Tennessee died by gun-related suicide. That's one every 13 hours.

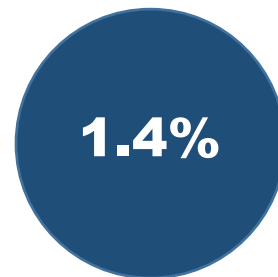
Young People and Guns:

- Exposure to gun violence can cause lasting trauma in young people, leading to PTSD, chronic stress, and decreased future earnings.
- From 2013 to 2017, 1,082 people under age 25 were killed with a gun in Tennessee.
- Guns are the second-leading cause of death for Tennessee children ages 1–17.

Rates of Gun Violence (per 100,000 residents)



11th Tennessee has the 11th highest gun death rate of all 50 states



Cost of gun violence as percent of Tennessee GDP

Cost of gun violence as percent of national GDP



GUN VIOLENCE IN TEXAS

Annual Cost of Gun Violence:

\$16.6 BILLION

\$632 PER RESIDENT



EVERY 3 HOURS

3,139 Texans a year die from gun violence—one every 3 hours.

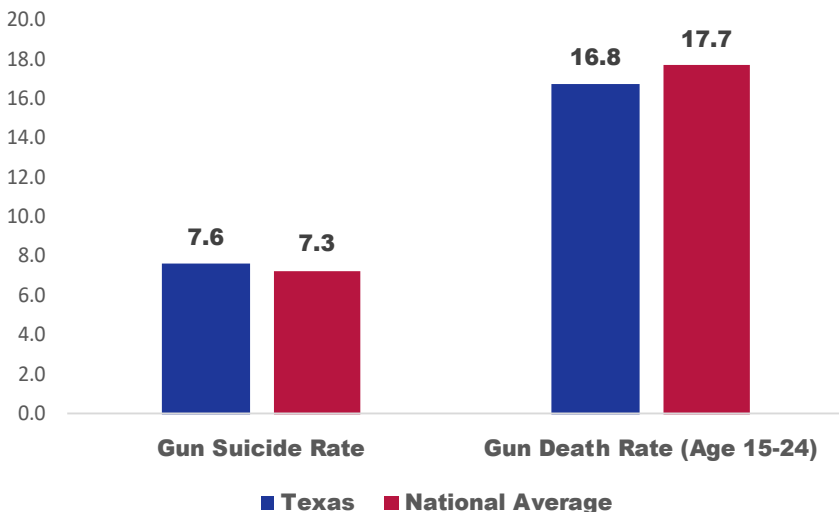
Gun Suicide:

- Upwards of 62% of gun deaths in Texas are suicides, and more than 57% of all suicide deaths in Texas involve firearms.
- From 2013 to 2017, 9,737 people in Texas died by gun-related suicide—one every 5 hours.

Young People and Guns:

- Exposure to gun violence can cause lasting trauma in young people, leading to PTSD, chronic stress, and decreased future earnings.
- From 2013 to 2017, 3,137 people under age 25 were killed with a gun in Texas.
- Guns are the third leading cause of death for Texas children ages 1-17.

Rates of Gun Violence (per 100,000 residents)



27th Texas has the 27th highest gun death rate of all 50 states

1.4%

Cost of gun violence as percent of national GDP

Cost of gun violence as percent of Texas GDP

0.9%

GUN VIOLENCE IN UTAH

Annual Cost of Gun Violence:

\$1.8 BILLION

\$621 PER RESIDENT



EVERY

24 HOURS

365 Utahns a year die from gun violence That's one every day.

Gun Suicide:

- More than 84% of gun deaths in Utah are suicides, and more than half of all suicide deaths in Utah involve firearms.
- From 2013 to 2017, 1,539 people in Utah died by gun-related suicide. That's one every 28 hours.

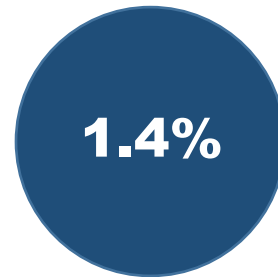
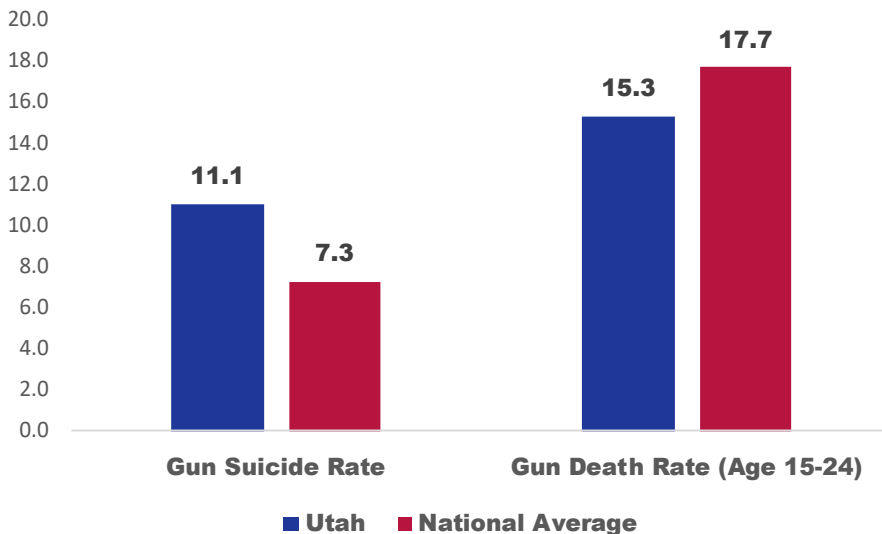
Young People and Guns:

- Exposure to gun violence can cause lasting trauma in young people, leading to PTSD, chronic stress, and decreased future earnings.
- From 2008 to 2017, 601 people under age 25 were killed with a gun in Utah.
- Guns are the second-leading cause of death for Utah children ages 1-17.

Rates of Gun Violence (per 100,000 residents)

21st

Utah has the 21st highest gun death rate of all 50 states



Cost of gun violence as percent of national GDP

Cost of gun violence as percent of Utah GDP



GUN VIOLENCE IN VERMONT

Annual Cost of Gun Violence:

\$370 MILLION

\$591 PER RESIDENT



EVERY 5 DAYS

70 Vermonters a year die from gun violence. That's one every 5 days.

Gun Suicide:

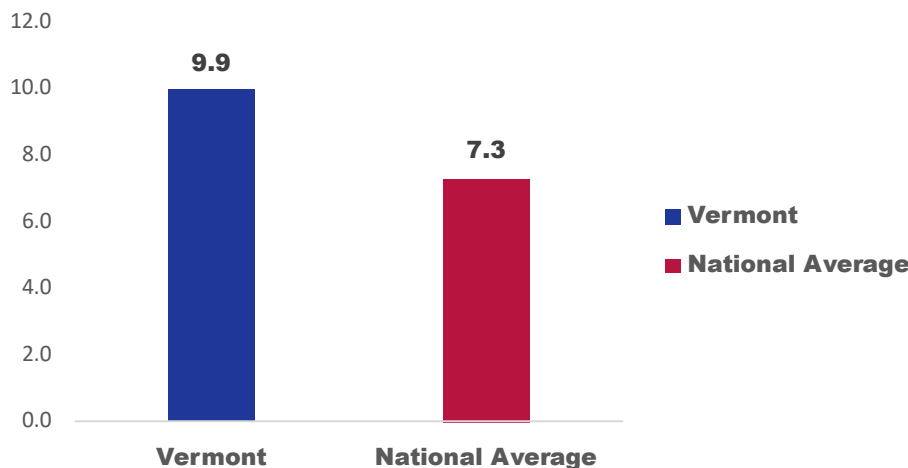
- Nearly 88% of gun deaths in Vermont are suicides, and more than 54% of all suicide deaths in Vermont involve firearms.
- From 2008 to 2017, 597 people in Vermont died by gun-related suicide.

Young People and Guns:

- Exposure to gun violence can cause lasting trauma in young people, leading to PTSD, chronic stress, and decreased future earnings.
- From 2008 to 2017, 83 people under age 25 were killed with a gun in Vermont.

Rates of Gun Violence (per 100,000 residents)

Gun Suicide Rate



34th

Vermont has the 34th highest gun death rate of all 50 states

1.4%

Cost of gun violence as percent of national GDP

Cost of gun violence as percent of Vermont GDP

1.1%

GUN VIOLENCE IN VIRGINIA



Annual Cost of Gun Violence:

\$5.3 BILLION

\$641 PER RESIDENT

EVERY

9 HOURS

958 Virginians a year die from gun violence—one every 9 hours.

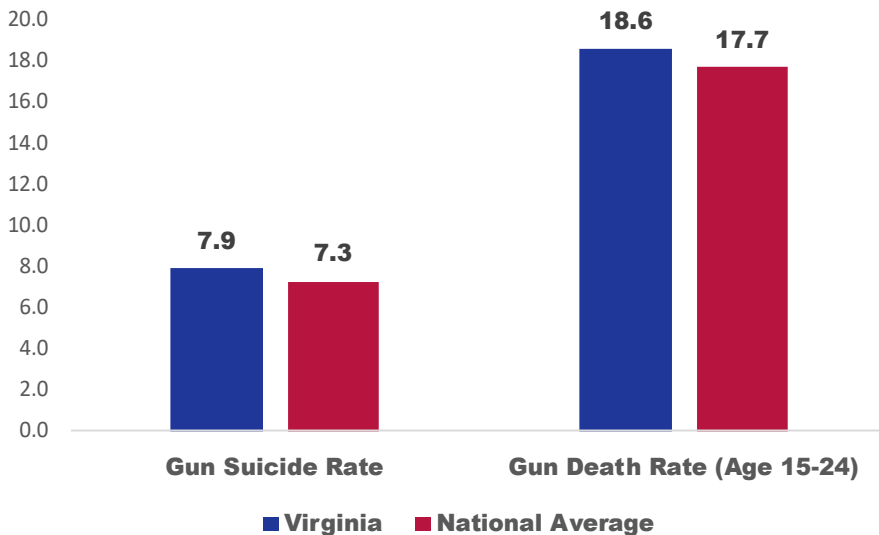
Gun Suicide:

- Nearly 67% of gun deaths in Virginia are suicides, and nearly 57% of all suicide deaths in Virginia involve firearms.
- From 2013 to 2017, 3,200 people in Virginia died by gun-related suicide. That's one every 14 hours.

Young People and Guns:

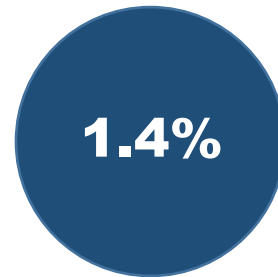
- Exposure to gun violence can cause lasting trauma in young people, leading to PTSD, chronic stress, and decreased future earnings.
- From 2013 to 2017, 926 people under age 25 were killed with a gun in Virginia.
- Guns are the leading cause of death for Virginia children ages 1–17.

Rates of Gun Violence (per 100,000 residents)



32nd

Virginia has the 32nd highest gun death rate of all 50 states



Cost of gun violence as percent of Virginia GDP

Cost of gun violence as percent of national GDP



GUN VIOLENCE IN WASHINGTON

Annual Cost of Gun Violence:

\$3.8 BILLION

\$544 PER RESIDENT



EVERY

12 HOURS

717

Washingtonians a year die from gun violence—one every 12 hours.

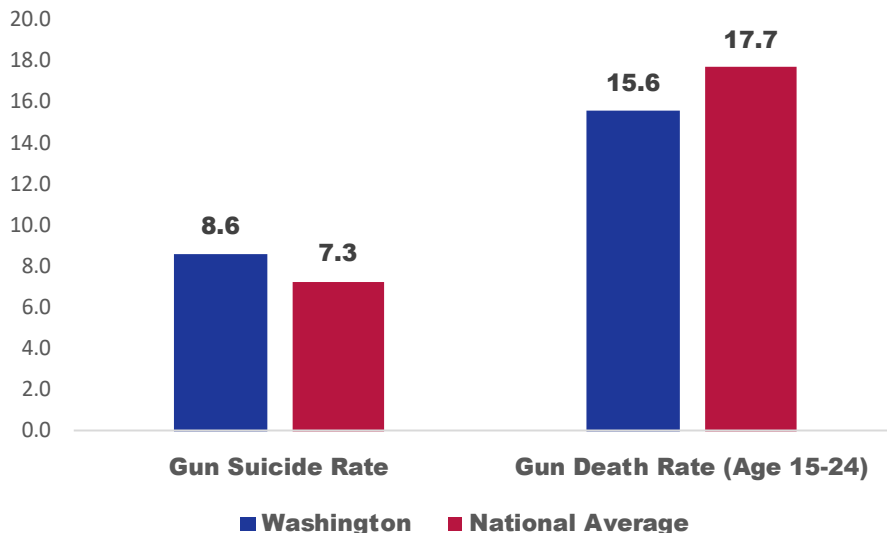
Gun Suicide:

- 76% of gun deaths in Washington are suicides, and nearly 48% of all suicide deaths in Washington involve firearms.
- From 2013 to 2017, 2,725 people in Washington died by gun-related suicide. That's one every 16 hours.

Young People and Guns:

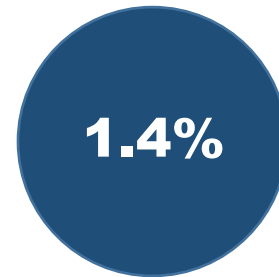
- Exposure to gun violence can cause lasting trauma in young people, leading to PTSD, chronic stress, and decreased future earnings.
- From 2013 to 2017, 622 people under age 25 were killed with a gun in Washington.
- Guns are the third-leading cause of death for Washington children ages 1-17.

Rates of Gun Violence (per 100,000 residents)



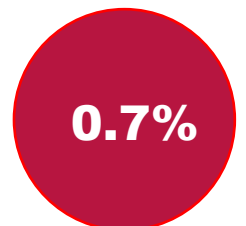
38th

Washington has the 38th highest gun death rate of all 50



Cost of gun violence as percent of national GDP

Cost of gun violence as percent of Washington GDP



GUN VIOLENCE IN WEST VIRGINIA

Annual Cost of Gun Violence:

\$1.6 BILLION

\$858 PER RESIDENT



EVERY 29 HOURS

305 West Virginians a year die from gun violence—one every 29 hours.

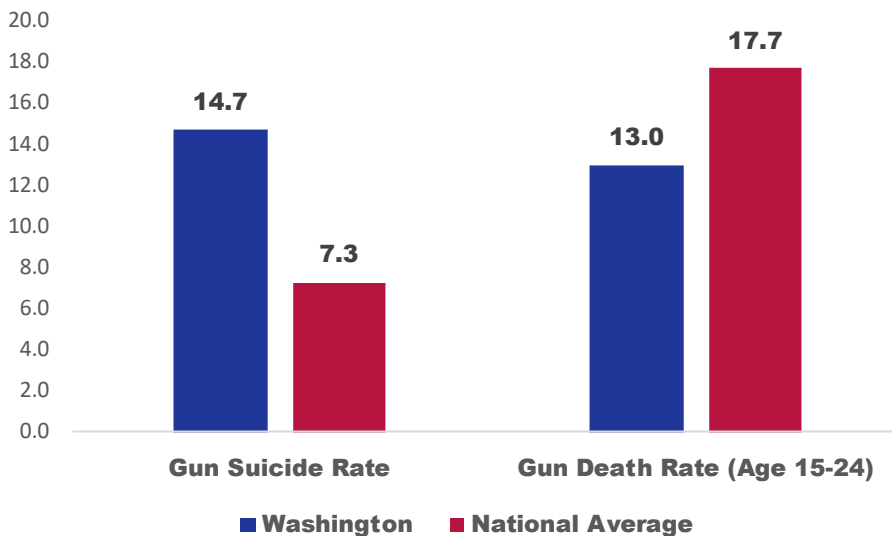
Gun Suicide:

- More than 76% of gun deaths in West Virginia are suicides, and more than 65% of all suicide deaths in West Virginia involve firearms.
- From 2013 to 2017, 1,162 people in West Virginia died by gun-related suicide.

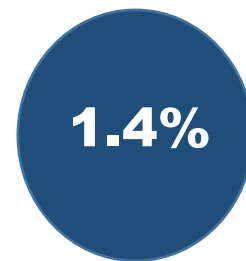
Young People and Guns:

- Exposure to gun violence can cause lasting trauma in young people, leading to PTSD, chronic stress, and decreased future earnings.
- From 2008 to 2017, 345 people under age 25 were killed with a gun in West Virginia.
- Guns are the second-leading cause of death for West Virginia children ages 1–17.

Rates of Gun Violence (per 100,000 residents)



9th West Virginia has the 9th highest gun death rate of all 50 states



Cost of gun violence as percent of national GDP

Cost of gun violence as percent of West Virginia GDP



GUN VIOLENCE IN WISCONSIN

Annual Cost of Gun Violence:

\$2.9 BILLION

\$514 PER RESIDENT



EVERY 15 HOURS

592 Wisconsinites a year die from gun violence—one every 15 hours.

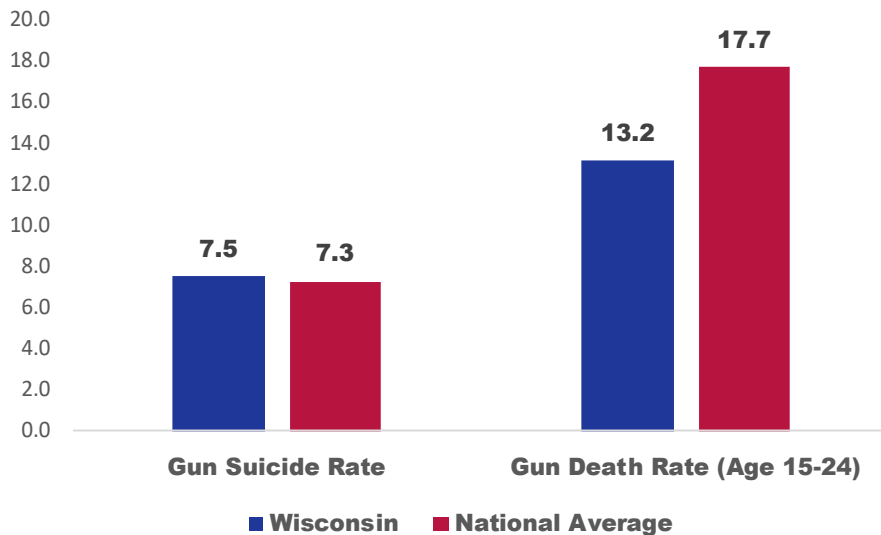
Gun Suicide:

- More than 71% of gun deaths in Wisconsin are suicides, and nearly 50% of all suicide deaths in Wisconsin involve firearms.
- From 2013 to 2017, 2,103 people in Wisconsin died by gun-related suicide. That's one every 21 hours.

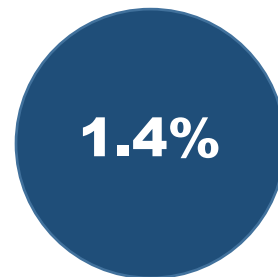
Young People and Guns:

- Exposure to gun violence can cause lasting trauma in young people, leading to PTSD, chronic stress, and decreased future earnings.
- From 2013 to 2017, 568 people under age 25 were killed with a gun in Wisconsin.
- Guns are the second-leading cause of death for Wisconsin children ages 1–17.

Rates of Gun Violence (per 100,000 residents)

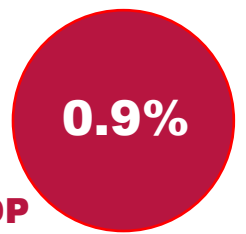


39th Wisconsin has the 39th highest gun death rate of all 50 states



Cost of gun violence as percent of Wisconsin GDP

Cost of gun violence as percent of national GDP



GUN VIOLENCE IN WYOMING

Annual Cost of Gun Violence:

\$545 MILLION

\$948 PER RESIDENT



EVERY 4 DAYS

104 Wyomingite a year die from gun violence. That's one every 4 days.

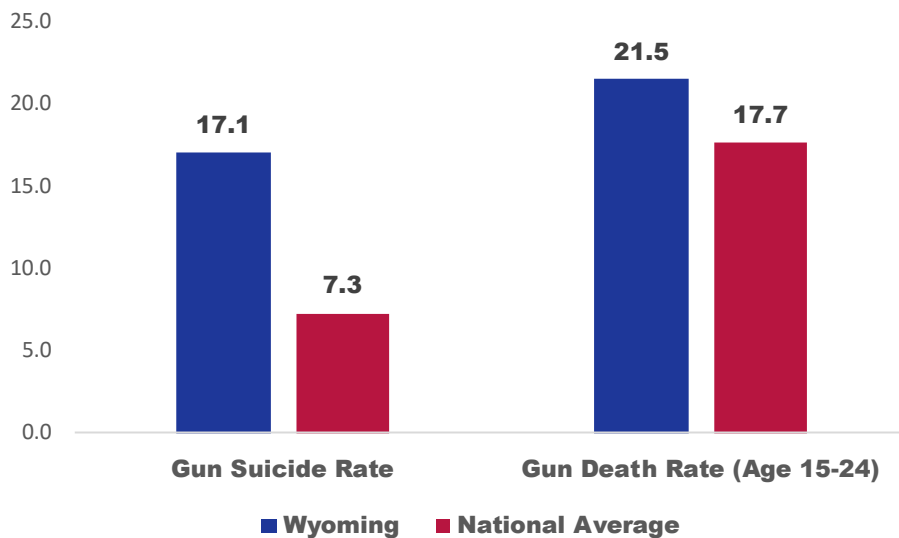
Gun Suicide:

- Nearly 86% of gun deaths in Wyoming are suicides, and more than 63% of all suicide deaths in Wyoming involve firearms.
- From 2008 to 2017, 886 people in Wyoming died by gun-related suicide.

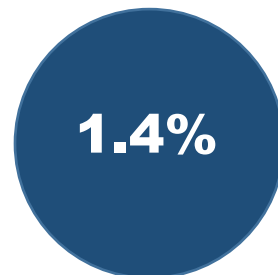
Young People and Guns:

- Exposure to gun violence can cause lasting trauma in young people, leading to PTSD, chronic stress, and decreased future earnings.
- From 2008 to 2017, 178 people under age 25 were killed with a gun in Wyoming.
- Guns are the second-leading cause of death for Wyoming children ages 1-17.

Rates of Gun Violence (per 100,000 residents)



8th Wyoming has the 8th highest gun death rate of all 50 states



Cost of gun violence as percent of national GDP

Cost of gun violence as percent of Wyoming GDP

