



Nebraska Employment Report

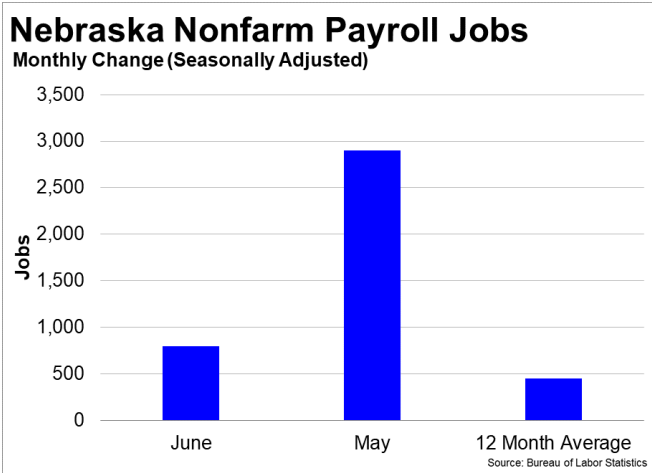
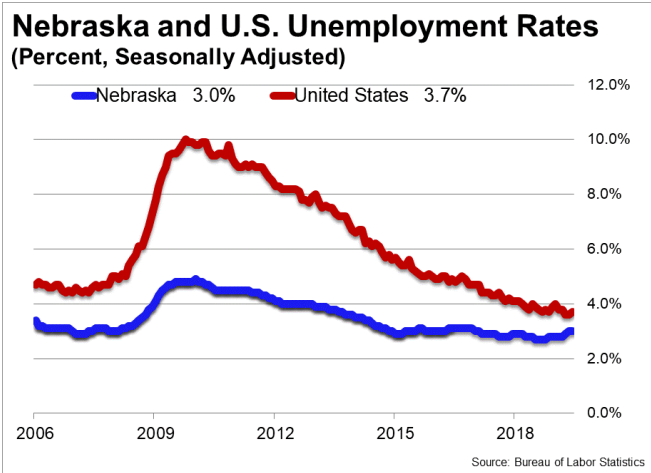
Joint Economic Committee

Senator Mike Lee, Chairman

July 19, 2019

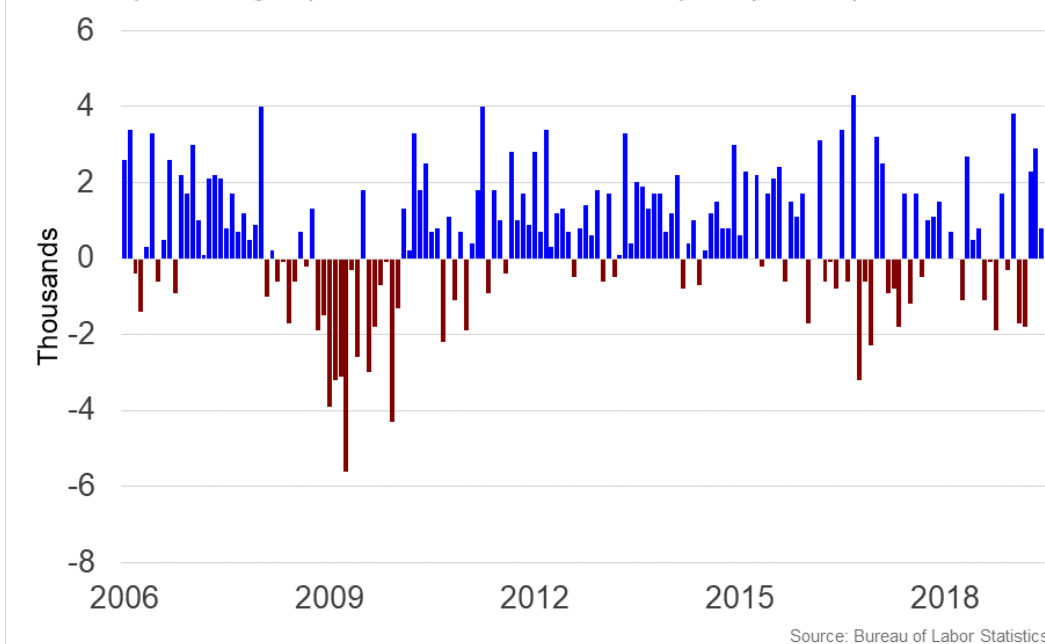
Summary

- **Nebraska added 800 jobs and the unemployment rate was unchanged at 3 percent in June** according to Bureau of Labor Statistics (BLS) data.
- **Over the past twelve months, Nebraska added 5,400 jobs** and the unemployment rate rose by 0.2 percentage point from 2.8 percent.
- **In June, Nebraska's private sector added 100 jobs** and over the past twelve months it created 3,000 jobs.
- The number of **unemployed Nebraskans rose by 694 in June**, and over the past year 12,971 Nebraskans found jobs.
- Nebraska's **labor force participation rate increased to 69.8 percent** from 69.7 percent in June. Since last year, the labor force participation rate rose 0.6 percentage point.
- The national unemployment rate **rose by 0.1 percentage point to 3.7 percent in June**. State employment and unemployment data for July is scheduled for release on August 16, 2019. The national employment situation report for July will be released on Friday, August 2, 2019.



Nebraska Nonfarm Payroll Jobs

Monthly Change (Thousands, Seasonally Adjusted)



Nebraska Payroll Employment

Nebraska added 800 jobs, or 0.08 percent, on a seasonally adjusted basis during June. In the prior month, Nebraska added 2,900 jobs. Over the past twelve months, nonfarm payrolls in Nebraska increased by 5,400, or 0.53 percent. Nebraska nonfarm payroll employment has increased in 6 of the past 12 months.

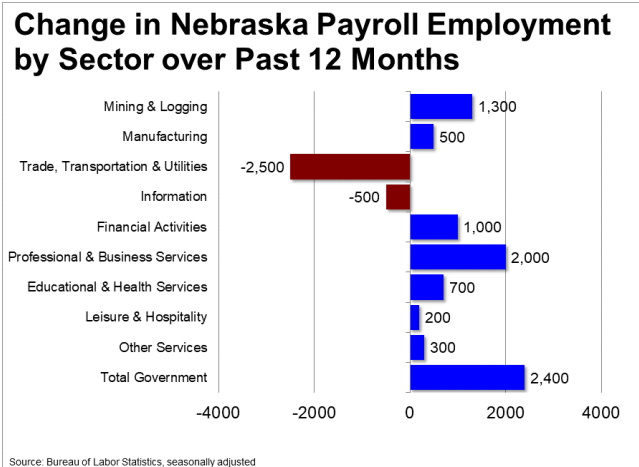
Nationally, nonfarm payrolls increased by 224,000 jobs in June, or 0.15 percent. Over the 12-month period ending June 2019, nonfarm payrolls grew by 2,301,000 jobs, or 1.54 percent. Nebraska ranks 42nd among the 50 states and the District of Columbia for percentage gain in nonfarm payroll employment over the past 12 months.

During June, Nebraska's private-sector added 100 jobs, or 0.01 percent. The private-sector in Nebraska added 2,100 jobs in the prior month. Over the past twelve months, private-sector payrolls in Nebraska increased by 3,000, or 0.35 percent. Nebraska private-sector payroll employment has increased in 6 of the past 12 months.

Nationally, private-sector payroll jobs increased by 191,000 jobs in June, or 0.15 percent. Over the past 12 months, the nation's economy has added 2,201,000 jobs in the private-sector, an increase of 1.74 percent. Nebraska ranks 48th among the 50 states and the District of Columbia for percentage gain in private-sector payroll employment over the past 12 months.

The best performing sectors on a seasonally adjusted basis during June were Total Government (+700) and Professional & Business Services (+700). The poorest performing sectors during the month were Other Services (-500) and Educational & Health Services (-300).

The best performing sectors during the last twelve months were Total Government (+2,400) and Professional & Business Services (+2,000). The poorest performing sectors during the last twelve months were Trade, Transportation & Utilities (-2,500) and Information (-500).



Nebraska Labor Force Statistics

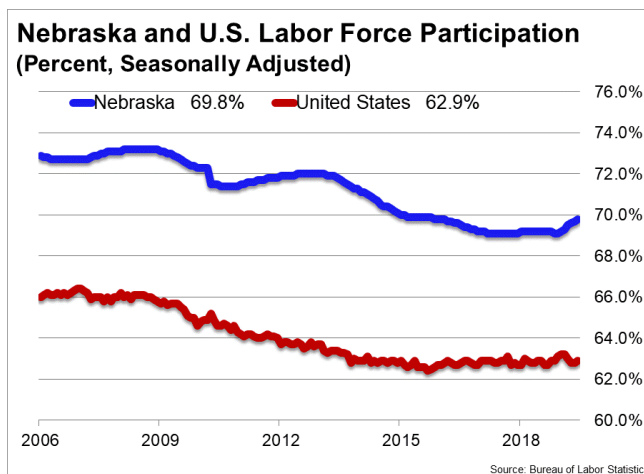
Labor Force Participation

The labor force participation rate in Nebraska rose to 69.8 percent in June from 69.7 percent the prior month. At 69.8 percent, Nebraska has one of the five highest labor force participation rates in the nation. The labor force participation rate in Nebraska is unchanged from a year earlier. The labor force participation rate is the percentage of the civilian noninstitutionalized population age 16 and older who are employed or actively looking for work.

The 10-year high for the labor force participation rate in Nebraska was 72.7 percent in July 2009. The series high for the labor force participation rate in Nebraska occurred in May 2003 when the labor force participation rate hit 73.9 percent. The 10-year low for the labor force participation rate was 69.1 percent in December 2018. The series low for the labor force participation rate occurred in May 1976 when the labor force participation rate hit 65.1 percent. The national labor force participation rate rose by 0.1 percentage point to 62.9 percent in June, but remains near its 41-year low of 62.4 percent.

Employment-to-Population Ratio

The employment-to-population ratio, or the percentage of the Nebraska civilian noninstitutionalized population 16 years and older counted as employed, rose to 67.7 percent in June from 67.6 percent the prior month. At 67.7 percent, Nebraska has the



highest employment-to-population ratio in the nation. The employment-to-population ratio in Nebraska is 0.4 percentage point higher than a year earlier.

The 10-year high for the employment-to-population ratio in Nebraska was 69.3 percent in July 2009. The series high for the employment-to-population ratio in Nebraska occurred in May 2000 when the employment-to-population ratio hit 71.7 percent. The 10-year low for the employment-to-population ratio was 67.1 percent in November 2017. The series low for the employment-to-population ratio occurred in January 1900 when the employment-to-population ratio was 63.2 percent.

The national employment-to-population ratio held steady at 60.6 percent in June. That rate was 0.2 percentage point higher than a year earlier. The all-time high for the employment-to-population ratio was 64.7 in April 2000. The 10-year high for the employment-to-population ratio was 63.4 percent in December 2006. The recent low occurred in October 2013 when the employment-to-population ratio dipped to 58.2 percent. The last time the employment-to-population ratio posted a reading lower than 58.2 percent was July 1983.

