

Wyoming Employment Report

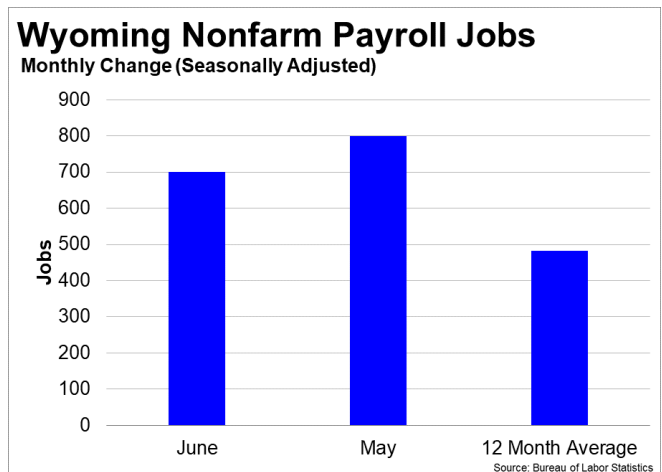
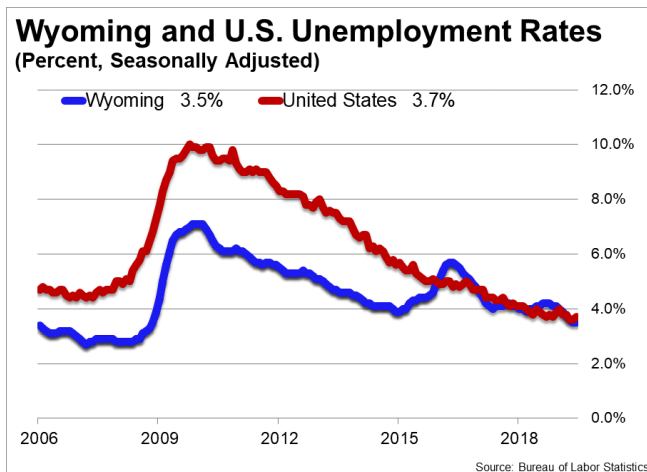
Joint Economic Committee

Senator Mike Lee, Chairman

July 19, 2019

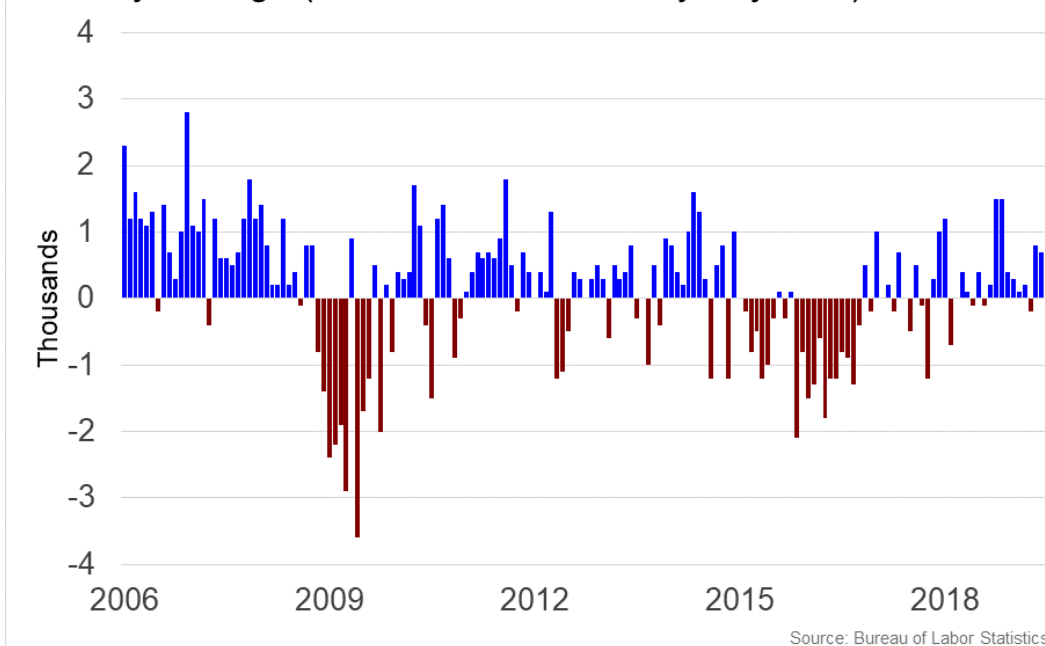
Summary

- **Wyoming added 700 jobs and the unemployment rate was unchanged at 3.5 percent in June** according to Bureau of Labor Statistics (BLS) data.
- **Over the past twelve months, Wyoming added 5,800 jobs** and the unemployment rate fell by 0.6 percentage point from 4.1 percent.
- **In June, Wyoming's private sector added 900 jobs** and over the past twelve months it created 5,500 jobs.
- The number of **unemployed Wyomingites rose by 30 in June**, and over the past year 757 Wyomingites found jobs.
- Wyoming's **labor force participation rate decreased to 64.4 percent** from 64.5 percent in June. Since last year, the labor force participation rate fell 0.3 percentage point.
- The national unemployment rate **rose by 0.1 percentage point to 3.7 percent in June**. State employment and unemployment data for July is scheduled for release on August 16, 2019. The national employment situation report for July will be released on Friday, August 2, 2019.



Wyoming Nonfarm Payroll Jobs

Monthly Change (Thousands, Seasonally Adjusted)



Wyoming Payroll Employment

Wyoming added 700 jobs, or 0.24 percent, on a seasonally adjusted basis during June. In the prior month, Wyoming added 800 jobs. Over the past twelve months, nonfarm payrolls in Wyoming increased by 5,800, or 2.04 percent. Wyoming nonfarm payroll employment has increased in 10 of the past 12 months.

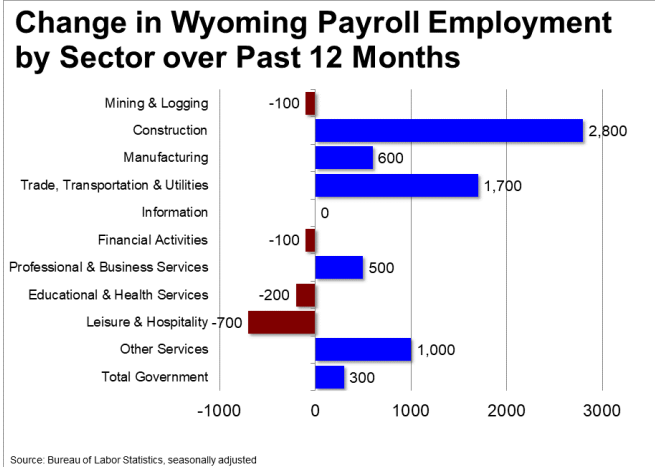
Nationally, nonfarm payrolls increased by 224,000 jobs in June, or 0.15 percent. Over the 12-month period ending June 2019, nonfarm payrolls grew by 2,301,000 jobs, or 1.54 percent. Wyoming ranks 9th among the 50 states and the District of Columbia for percentage gain in nonfarm payroll employment over the past 12 months.

During June, Wyoming's private-sector added 900 jobs, or 0.41 percent. The private-sector in Wyoming added 500 jobs in the prior month. Over the past twelve months, private-sector payrolls in Wyoming increased by 5,500, or 2.54 percent. Wyoming private-sector payroll employment has increased in 9 of the past 12 months.

Nationally, private-sector payroll jobs increased by 191,000 jobs in June, or 0.15 percent. Over the past 12 months, the nation's economy has added 2,201,000 jobs in the private-sector, an increase of 1.74 percent. Wyoming ranks 8th among the 50 states and the District of Columbia for percentage gain in private-sector payroll employment over the past 12 months.

The best performing sectors on a seasonally adjusted basis during June were Construction (+800) and Other Services (+200). The poorest performing sectors during the month were Trade, Transportation & Utilities (-400) and Total Government (-200).

The best performing sectors during the last twelve months were Construction (+2,800) and Trade, Transportation & Utilities (+1,700). The poorest performing sectors during the last twelve months were Leisure & Hospitality (-700) and Educational & Health Services (-200).



Wyoming Labor Force Statistics

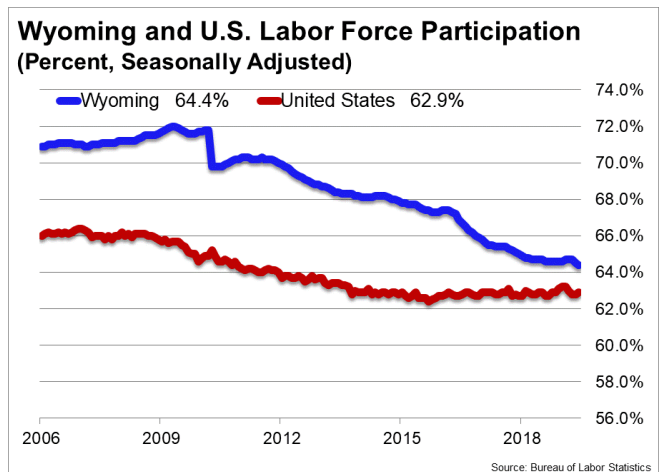
Labor Force Participation

The labor force participation rate in Wyoming declined to 64.4 percent in June from 64.5 percent the prior month. Among the 50 states and the District of Columbia, 18 have a higher labor force participation rate than Wyoming. The labor force participation rate in Wyoming is unchanged from a year earlier. The labor force participation rate is the percentage of the civilian noninstitutionalized population age 16 and older who are employed or actively looking for work.

The 10-year high for the labor force participation rate in Wyoming was 71.8 percent in March 2010. The series high for the labor force participation rate in Wyoming occurred in January 1983 when the labor force participation rate hit 72.7 percent. The 10-year low for the labor force participation rate was 64.4 percent in June 2019. This also represents the series low for the labor force participation rate in Wyoming. The national labor force participation rate rose by 0.1 percentage point to 62.9 percent in June, but remains near its 41-year low of 62.4 percent.

Employment-to-Population Ratio

The employment-to-population ratio, or the percentage of the Wyoming civilian noninstitutionalized population 16 years and older counted as employed, declined to 62.2 percent in June from 62.3 percent the prior month. Among the 50 states and the District of Columbia, 17 have higher employment-to-



population ratios than Wyoming. The employment-to-population ratio in Wyoming is 0.2 percentage point higher than a year earlier.

The 10-year high for the employment-to-population ratio in Wyoming was 66.9 percent in March 2010. The series high for the employment-to-population ratio in Wyoming occurred in September 2008 when the employment-to-population ratio hit 69.3 percent. The 10-year low for the employment-to-population ratio was 61.9 percent in December 2018. The series low for the employment-to-population ratio occurred in January 2019 when the employment-to-population ratio was 61.9 percent.

The national employment-to-population ratio held steady at 60.6 percent in June. That rate was 0.2 percentage point higher than a year earlier. The all-time high for the employment-to-population ratio was 64.7 in April 2000. The 10-year high for the employment-to-population ratio was 63.4 percent in December 2006. The recent low occurred in October 2013 when the employment-to-population ratio dipped to 58.2 percent. The last time the employment-to-population ratio posted a reading lower than 58.2 percent was July 1983.

