

States that Most Restrict Access to Abortion Have Worse Economic Conditions for Families

In states which have either completely banned or [severely restricted](#) abortion, women will be constrained from making decisions that are right for them, their families and their financial security. The ability to decide if and when to have a child has far-reaching [economic consequences](#) not only for the people directly impacted, but also their families and communities.

Unfortunately, the states that more severely restrict access to abortion also do not have policies to support economic resilience or positive health and educational outcomes for families. The data show that in states with more restrictive abortion laws¹:

- women have lower median earnings,
- child poverty rates are higher,
- health insurance for the neediest families is harder to access,
- paid family leave does not exist and
- spending on K-12 education is lower.

Although metrics such as median earnings, child poverty rates and access to health insurance can never provide a complete picture of people's lived experiences, they do offer an indication of whether states are creating the conditions for children, women and families to thrive. These metrics suggest that in addition to failing to offer comprehensive reproductive health, the states that restrict access to abortion are not promoting community health and well-being.

Women's median weekly earnings are lower in states that restrict abortion access

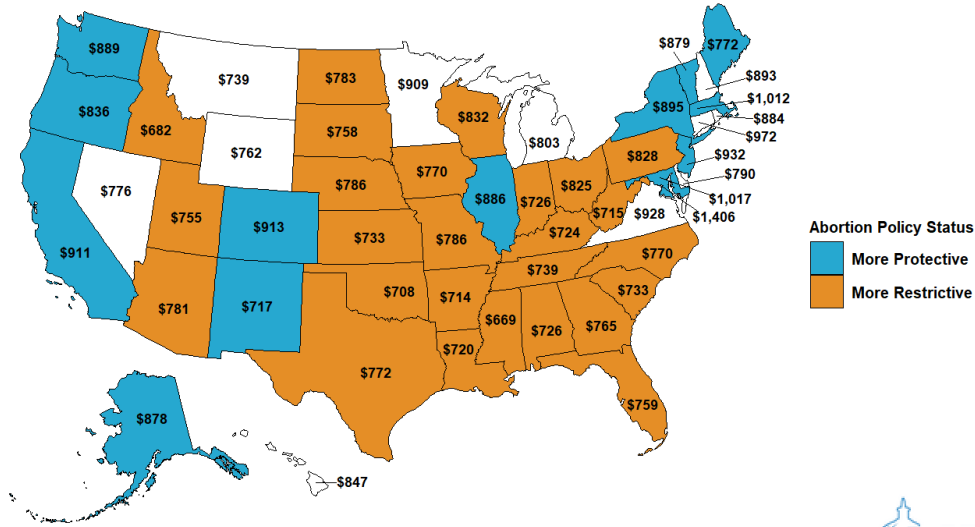
The states that restrict abortion access are also states where women earn less than the national average of \$820, meaning they have less income and fewer resources to take care of children. The average of women's median earnings is only \$750 per week in states that most restrict access to abortion, which is in contrast to an average of \$887 per week in states that most protect abortion access. Lower median earnings mean that women and families are less able to cover basic necessities like food and child care.

¹ States categorized as having more restrictive abortion laws in this brief refers to the states categorized by the [Guttmacher Institute](#) as most restrictive, very restrictive or restrictive of abortion rights. States categorized in this brief as more protective of abortion access refer to states categorized by the Guttmacher Institute as protective, very protective or most protective of abortion rights.

The Guttmacher Institute regularly monitors and updates these categorizations, and some of the states that fall into these categories at the time of publication may no longer be in those categories in the future given ongoing legal cases, referendums or lawsuits.

States With More Restrictive Abortion Laws Have Lower Median Weekly Earnings for Women

Median usual weekly earnings, 2019 annual average



Source: Bureau of Labor Statistics; Guttmacher Institute
Note: States left uncolored do not meet the definition of more restrictive or more protective of abortion rights as defined in footnote 1 of this brief.
Average includes full-time wage and salary workers.

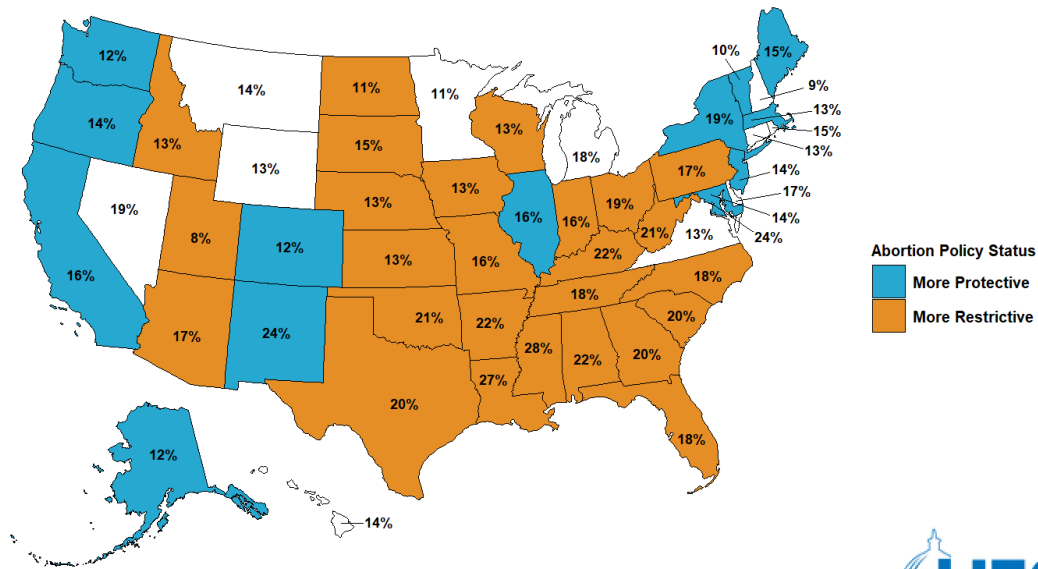


Child poverty rates are higher in states with more restrictive abortion laws

The states that restrict abortion access already have some of the highest child poverty rates in the United States. The child poverty rate in the United States was 16.9% in 2021. In the 26 states with more restrictive abortion laws, the average child poverty rate was 20.8% compared to an average child poverty rate of 14.6% in the 13 least restrictive states. Growing up in poverty is associated with [lifelong negative consequences](#) for children, including worse health outcomes, fewer years of schooling and lower earnings as adults.

States With More Restrictive Abortion Laws Have Higher Rates of Child Poverty

Poverty rate for individuals under 18 years



Source: Census Bureau, 2021 ACS 1-year estimates
Note: States left uncolored do not meet the definition of more restrictive or more protective of abortion rights as defined in footnote 1 of this brief.



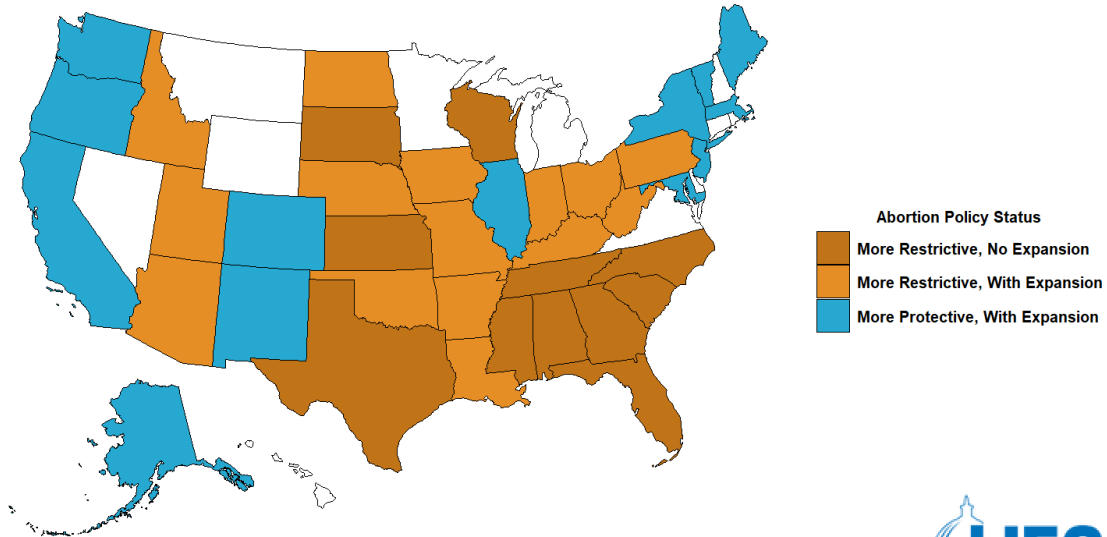
More than 40% of states that restrict access to abortion have not expanded Medicaid

Access to affordable healthcare helps parents and children lead healthier lives, and Medicaid expansion under the Affordable Care Act has [been shown](#) to increase Medicaid enrollment and reduce uninsured rates, including among children. However, many states that severely restrict abortion access have also refused to expand Medicaid: Out of the 26 states with more restrictive abortion laws, 11 have [not expanded Medicaid](#), representing the vast majority of states that have not expanded Medicaid.

The failure to expand Medicaid in states that also restrict access to abortion is an example of states failing to promote their residents' overall health and well-being. Expansion of Medicaid has been [found](#) to improve people's health and reduce financial hardship.

States With More Restrictive Abortion Laws More Likely To Have Refused Medicaid Expansion

Medicaid expansion and abortion policy status by state



Source: Guttmacher Institute; Kaiser Family Foundation
Note: States left uncolored do not meet the definition of more restrictive or more protective of abortion rights as defined in footnote 1 of this brief.



None of the states with more restrictive abortion laws require paid family leave

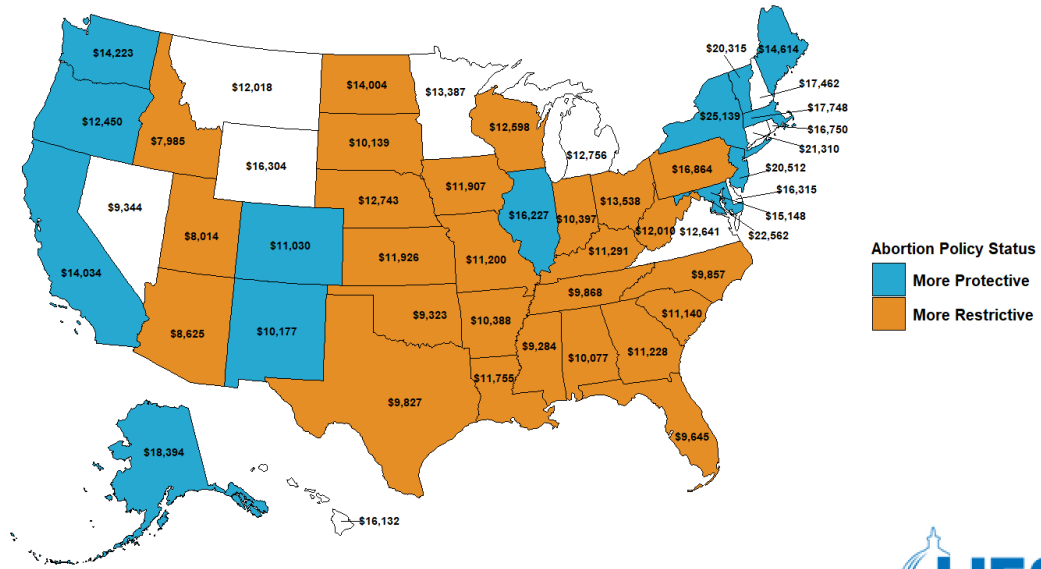
Of the 11 states that [require](#) paid family leave, none of them are states with more restrictive abortion laws. This means that anyone giving birth in restrictive states can either hope to work for an employer that offers paid time off—which [varies dramatically by wage](#) level—or rely on personal savings or family support while they recuperate from childbirth.

States with more restrictive abortion laws spend less on K-12 education

Census data show that [spending](#) on elementary and secondary education, per pupil, is [higher](#) in states that protect an individual's right to abortion. Nationally, the average spending per pupil is \$13,385. In states which are more protective of abortion rights, the average spending per pupil was \$16,155, compared to an average of \$9,857 among the states with more restrictive laws. Increasing the investment in children's education results in improved student outcomes. [Research](#) has found that a 10% increase in spending would increase children's future wages by 7% at age 40 and lower their chance of being in poverty as an adult by 3 percentage points.

States With More Restrictive Abortion Laws Spend Less on Education

K-12 spending per student, 2019



Source: Census Bureau; Guttmacher Institute
Note: States left uncolored do not meet the definition of more restrictive or more protective of abortion rights as defined in footnote 1 of this brief.



States that Most Restrict Access to Abortion Have Worse Economic Conditions for Families

States With the Most Restrictive Abortion Access Have Worse Economic and Life Outcomes for Residents					
State	Women’s Median Weekly Earnings	Child Poverty Rate	Medicaid Expansion	Paid Family Leave	K-12 Spending per Student
Alabama	\$726	22.2%	No	No	\$10,077
Arizona	\$781	17.3%	Yes	No	\$8,625
Arkansas	\$714	22.4%	Yes	No	\$10,388
Florida	\$759	17.8%	No	No	\$9,645
Georgia	\$765	20.2%	No	No	\$11,228
Idaho	\$682	13.1%	Yes	No	\$7,985
Indiana	\$726	16.0%	Yes	No	\$10,397
Iowa	\$770	12.5%	Yes	No	\$11,907
Kansas	\$733	13.4%	No	No	\$11,926
Kentucky	\$724	22.1%	Yes	No	\$11,291
Louisiana	\$720	26.9%	Yes	No	\$11,755
Mississippi	\$669	27.7%	No	No	\$9,284
Missouri	\$786	16.2%	Yes	No	\$11,200
Nebraska	\$786	12.5%	Yes	No	\$12,743
North Carolina	\$770	18.1%	No	No	\$9,857
North Dakota	\$783	10.5%	Yes	No	\$14,004
Ohio	\$825	18.6%	Yes	No	\$13,538
Oklahoma	\$708	21.2%	Yes	No	\$9,323
Pennsylvania	\$828	16.9%	Yes	No	\$16,864
South Carolina	\$733	20.1%	No	No	\$11,140
South Dakota	\$758	14.6%	No	No	\$10,139
Tennessee	\$739	18.1%	No	No	\$9,868
Texas	\$772	19.6%	No	No	\$9,827
Utah	\$755	8.1%	Yes	No	\$8,014
West Virginia	\$715	20.7%	Yes	No	\$12,010
Wisconsin	\$832	13.4%	No	No	\$12,598
Average in states where abortion is protected	\$887	14.6%			\$16,155

Source: Bureau of Labor Statistics; Census Bureau; Kaiser Family Foundation; National Conference of State Legislatures; Guttmacher Institute

Note: States where abortion is protected include Alaska, California, Colorado, Illinois, Maine, Maryland, Massachusetts, New Jersey, New Mexico, New York, Oregon, Vermont and Washington.