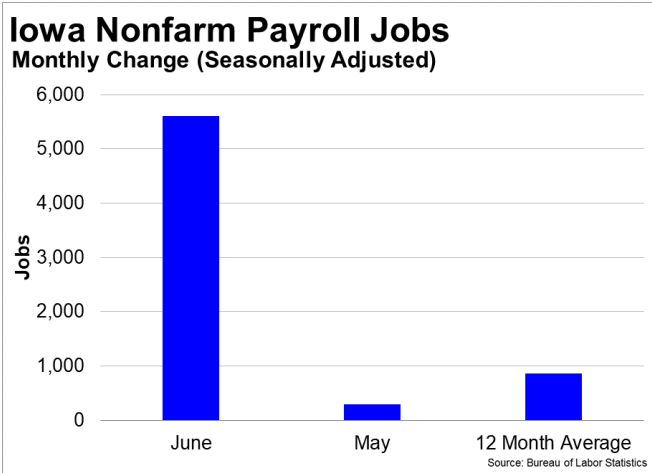
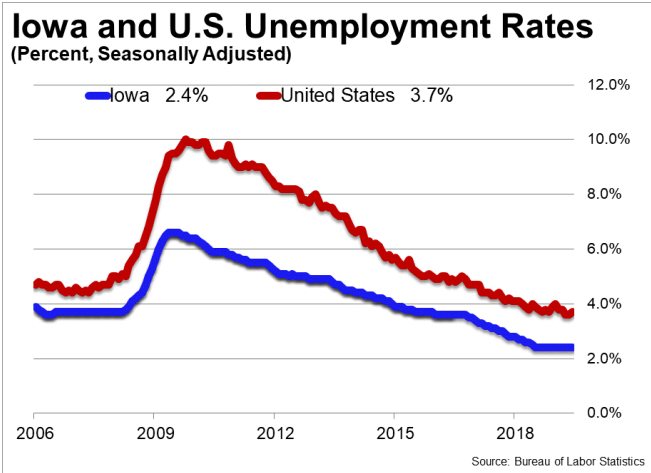




July 19, 2019

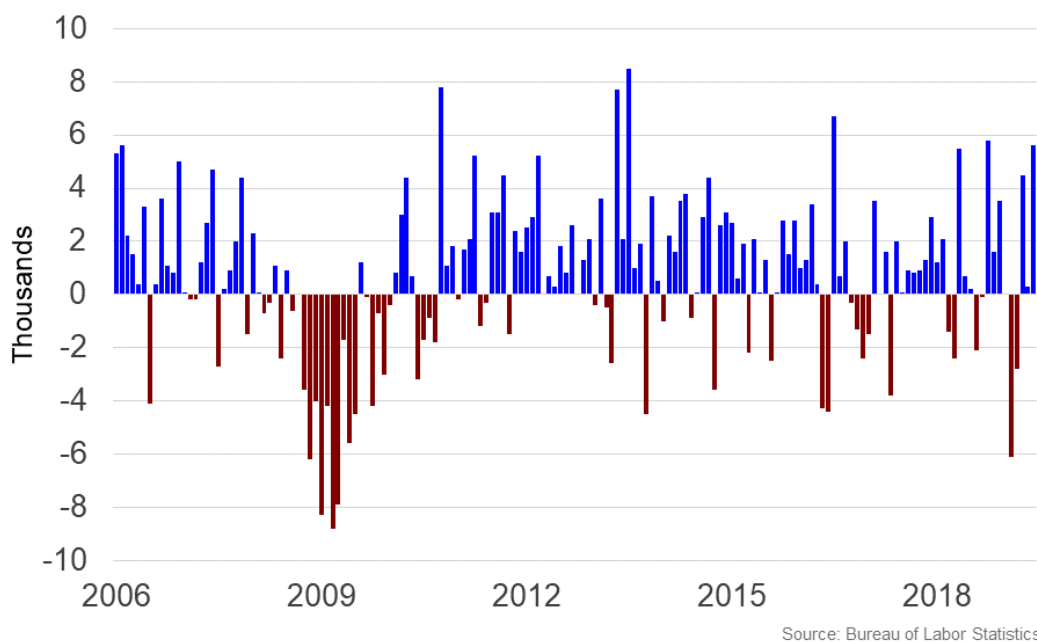
Summary

- Iowa added 5,600 jobs and the unemployment rate was unchanged at 2.4 percent in June according to Bureau of Labor Statistics (BLS) data.
- Over the past twelve months, Iowa added 10,400 jobs and the unemployment rate fell by 0.1 percentage point from 2.5 percent.
- In June, Iowa's private sector added 3,800 jobs and over the past twelve months it created 8,900 jobs.
- The number of unemployed Iowans rose by 697 in June, and over the past year 33,406 Iowans found jobs.
- Iowa's labor force participation rate increased to 69.4 percent from 69.2 percent in June. Since last year, the labor force participation rate rose 1 percentage point.
- The national unemployment rate rose by 0.1 percentage point to 3.7 percent in June. State employment and unemployment data for July is scheduled for release on August 16, 2019. The national employment situation report for July will be released on Friday, August 2, 2019.



# Iowa Nonfarm Payroll Jobs

Monthly Change (Thousands, Seasonally Adjusted)



## Iowa Payroll Employment

Iowa added 5,600 jobs, or 0.35 percent, on a seasonally adjusted basis during June. In the prior month, Iowa added 300 jobs. Over the past twelve months, nonfarm payrolls in Iowa increased by 10,400, or 0.66 percent. Iowa nonfarm payroll employment has increased in 7 of the past 12 months.

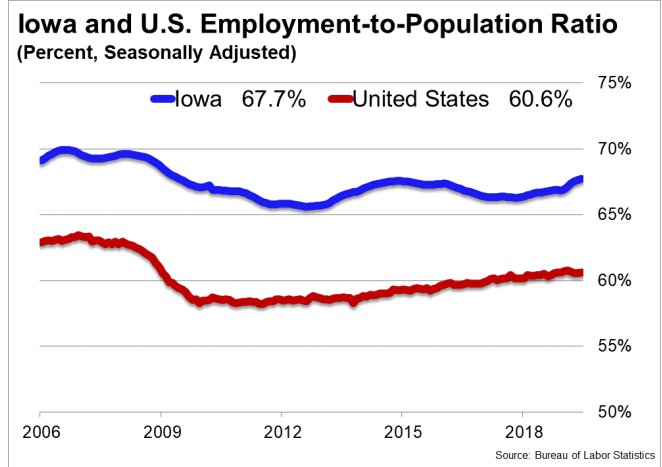
Nationally, nonfarm payrolls increased by 224,000 jobs in June, or 0.15 percent. Over the 12-month period ending June 2019, nonfarm payrolls grew by 2,301,000 jobs, or 1.54 percent. Iowa ranks 39th among the 50 states and the District of Columbia for percentage gain in nonfarm payroll employment over the past 12 months.

During June, Iowa's private-sector added 3,800 jobs, or 0.29 percent. The private-sector in Iowa lost 700 jobs in the prior month. Over the past twelve months, private-sector payrolls in Iowa increased by 8,900, or 0.67 percent. Iowa private-sector payroll employment has increased in 8 of the past 12 months.

Nationally, private-sector payroll jobs increased by 191,000 jobs in June, or 0.15 percent. Over the past 12 months, the nation's economy has added 2,201,000 jobs in the private-sector, an increase of 1.74 percent. Iowa ranks 40th among the 50 states and the District of Columbia for percentage gain in private-sector payroll employment over the past 12 months.

The best performing sectors on a seasonally adjusted basis during June were Manufacturing (+2,000) and Total Government (+1,800). The poorest performing sectors during the month were Professional & Business Services (-1,300) and Financial Activities (-500).

The best performing sectors during the last twelve months were Manufacturing (+8,100) and Other Services (+2,000). The poorest performing sectors during the last twelve months were Information (-1,300) and Trade, Transportation & Utilities (-1,200).



## Iowa Labor Force Statistics

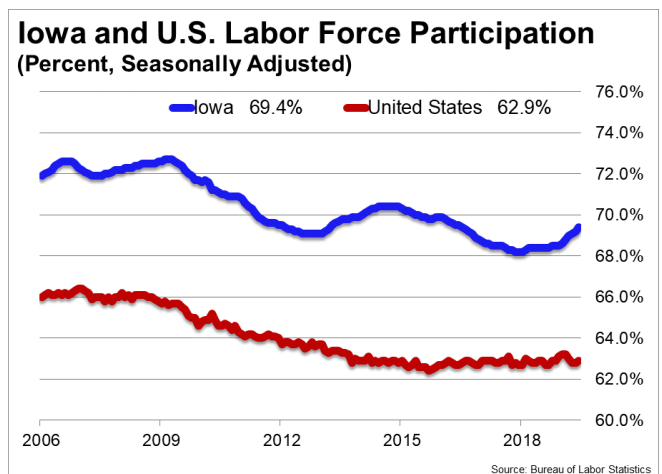
### *Labor Force Participation*

The labor force participation rate in Iowa rose to 69.4 percent in June from 69.2 percent the prior month. At 69.4 percent, Iowa has one of the five highest labor force participation rates in the nation. The labor force participation rate in Iowa is unchanged from a year earlier. The labor force participation rate is the percentage of the civilian noninstitutionalized population age 16 and older who are employed or actively looking for work.

The 10-year high for the labor force participation rate in Iowa was 72.4 percent in July 2009. The series high for the labor force participation rate in Iowa occurred in July 1996 when the labor force participation rate hit 73.6 percent. The 10-year low for the labor force participation rate was 68.2 percent in January 2018. The series low for the labor force participation rate occurred in March 1976 when the labor force participation rate hit 63.9 percent. The national labor force participation rate rose by 0.1 percentage point to 62.9 percent in June, but remains near its 41-year low of 62.4 percent.

### *Employment-to-Population Ratio*

The employment-to-population ratio, or the percentage of the Iowa civilian noninstitutionalized population 16 years and older counted as employed, rose to 67.7 percent in June from 67.6 percent the prior month. At 67.7 percent, Iowa has the highest employment-to-population ratio in the nation. The employment-to-population ratio in Iowa is 1.0 percentage point higher than a year earlier.



The 10-year high for the employment-to-population ratio in Iowa was 67.7 percent in June 2019. The series high for the employment-to-population ratio in Iowa occurred in August 1996 when the employment-to-population ratio hit 71.0 percent. The 10-year low for the employment-to-population ratio was 65.6 percent in October 2012. The series low for the employment-to-population ratio occurred in April 1983 when the employment-to-population ratio was 59.9 percent.

The national employment-to-population ratio held steady at 60.6 percent in June. That rate was 0.2 percentage point higher than a year earlier. The all-time high for the employment-to-population ratio was 64.7 in April 2000. The 10-year high for the employment-to-population ratio was 63.4 percent in December 2006. The recent low occurred in October 2013 when the employment-to-population ratio dipped to 58.2 percent. The last time the employment-to-population ratio posted a reading lower than 58.2 percent was July 1983.