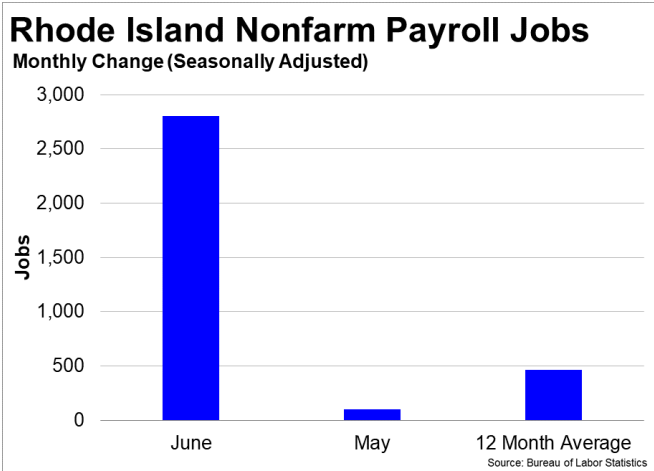
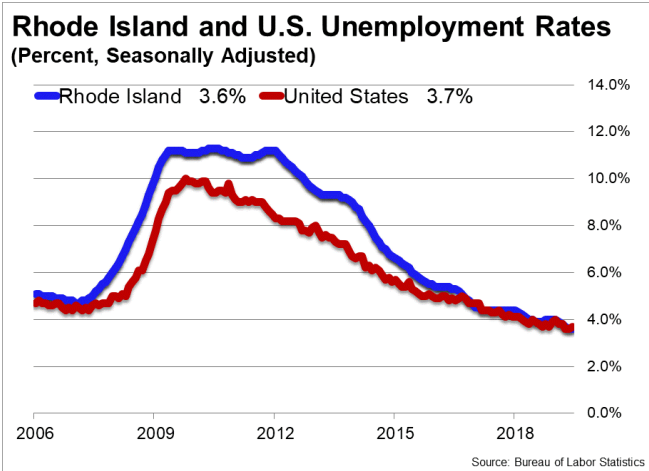




July 19, 2019

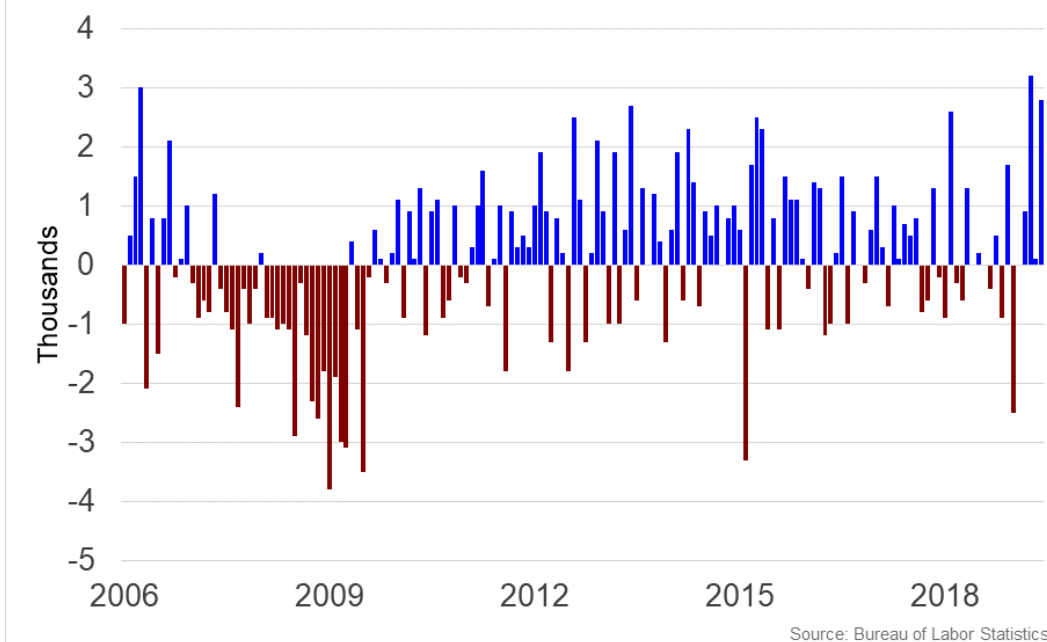
**Summary**

- **Rhode Island added 2,800 jobs and the unemployment rate was unchanged at 3.6 percent in June** according to Bureau of Labor Statistics (BLS) data.
- **Over the past twelve months, Rhode Island added 5,600 jobs** and the unemployment rate fell by 0.4 percentage point from 4 percent.
- **In June, Rhode Island's private sector added 2,600 jobs** and over the past twelve months it created 5,200 jobs.
- The number of **unemployed Rhode Islanders fell by 316 in June**, and over the past year 1,126 Rhode Islanders lost jobs.
- Rhode Island's **labor force participation rate remains unchanged** from 64 percent in June. Since last year, the labor force participation rate fell 0.5 percentage point.
- The national unemployment rate **rose by 0.1 percentage point to 3.7 percent in June**. State employment and unemployment data for July is scheduled for release on August 16, 2019. The national employment situation report for July will be released on Friday, August 2, 2019.



# Rhode Island Nonfarm Payroll Jobs

Monthly Change (Thousands, Seasonally Adjusted)



## Rhode Island Payroll Employment

Rhode Island added 2,800 jobs, or 0.56 percent, on a seasonally adjusted basis during June. In the prior month, Rhode Island added 100 jobs. Over the past twelve months, nonfarm payrolls in Rhode Island increased by 5,600, or 1.13 percent. Rhode Island nonfarm payroll employment has increased in 7 of the past 12 months.

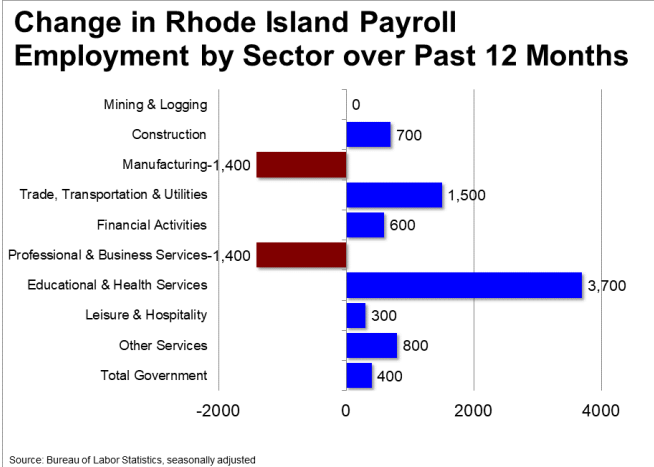
Nationally, nonfarm payrolls increased by 224,000 jobs in June, or 0.15 percent. Over the 12-month period ending June 2019, nonfarm payrolls grew by 2,301,000 jobs, or 1.54 percent. Rhode Island ranks 28th among the 50 states and the District of Columbia for percentage gain in nonfarm payroll employment over the past 12 months.

During June, Rhode Island's private-sector added 2,600 jobs, or 0.59 percent. The private-sector in Rhode Island added 200 jobs in the prior month. Over the past twelve months, private-sector payrolls in Rhode Island increased by 5,200, or 1.19 percent. Rhode Island private-sector payroll employment has increased in 9 of the past 12 months.

Nationally, private-sector payroll jobs increased by 191,000 jobs in June, or 0.15 percent. Over the past 12 months, the nation's economy has added 2,201,000 jobs in the private-sector, an increase of 1.74 percent. Rhode Island ranks 30th among the 50 states and the District of Columbia for percentage gain in private-sector payroll employment over the past 12 months.

The best performing sectors on a seasonally adjusted basis during June were Educational & Health Services (+1,800) and Leisure & Hospitality (+600). The poorest performing sectors during the month were Financial Activities (-400) and Manufacturing (-100).

The best performing sectors during the last twelve months were Educational & Health Services (+3,700) and Trade, Transportation & Utilities (+1,500). The poorest performing sectors during the last twelve months were Professional & Business Services (-1,400) and Manufacturing (-1,400).



## Rhode Island Labor Force Statistics

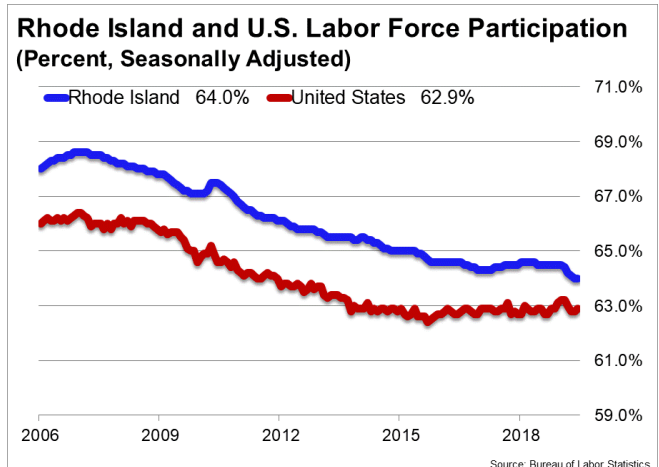
### *Labor Force Participation*

The labor force participation rate in Rhode Island was unchanged at 64.0 percent in June. Among the 50 states and the District of Columbia, 21 have a higher labor force participation rate than Rhode Island. The labor force participation rate in Rhode Island is unchanged from a year earlier. The labor force participation rate is the percentage of the civilian noninstitutionalized population age 16 and older who are employed or actively looking for work.

The 10-year high for the labor force participation rate in Rhode Island was 67.5 percent in June 2010. The series high for the labor force participation rate in Rhode Island occurred in March 2007 when the labor force participation rate hit 68.6 percent. The 10-year low for the labor force participation rate was 64.0 percent in June 2019. The series low for the labor force participation rate occurred in October 1976 when the labor force participation rate hit 62.8 percent. The national labor force participation rate rose by 0.1 percentage point to 62.9 percent in June, but remains near its 41-year low of 62.4 percent.

### *Employment-to-Population Ratio*

The employment-to-population ratio, or the percentage of the Rhode Island civilian noninstitutionalized population 16 years and older counted as employed, was unchanged at 61.7 percent in June. Among the 50 states and the District of Columbia, 20 have higher



employment-to-population ratios than Rhode Island. The employment-to-population ratio in Rhode Island is 0.3 percentage point lower than a year earlier.

The 10-year high for the employment-to-population ratio in Rhode Island was 62.0 percent in December 2018. The series high for the employment-to-population ratio in Rhode Island occurred in March 1989 when the employment-to-population ratio hit 66.0 percent. The 10-year low for the employment-to-population ratio was 58.7 percent in January 2012. The series low for the employment-to-population ratio occurred in December 1976 when the employment-to-population ratio was 57.5 percent.

The national employment-to-population ratio held steady at 60.6 percent in June. That rate was 0.2 percentage point higher than a year earlier. The all-time high for the employment-to-population ratio was 64.7 in April 2000. The 10-year high for the employment-to-population ratio was 63.4 percent in December 2006. The recent low occurred in October 2013 when the employment-to-population ratio dipped to 58.2 percent. The last time the employment-to-population ratio posted a reading lower than 58.2 percent was July 1983.

