



Mississippi Employment Report

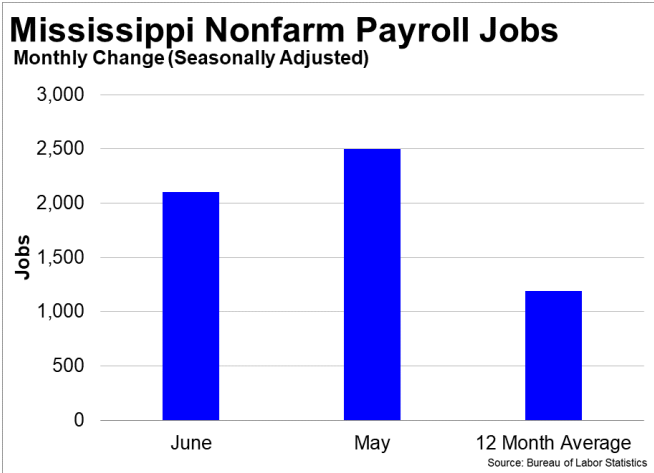
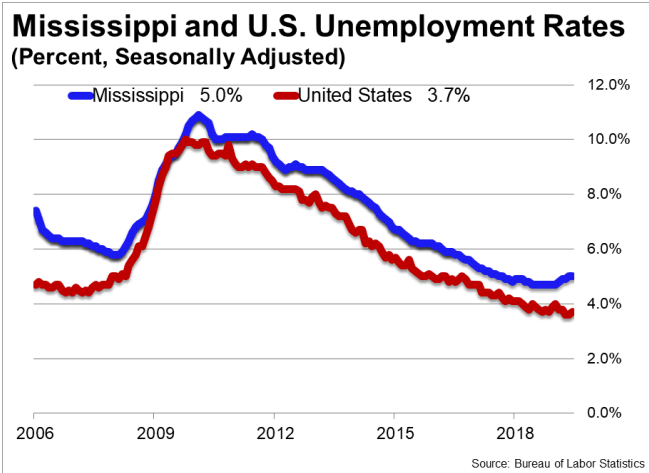
Joint Economic Committee

Senator Mike Lee, Chairman

July 19, 2019

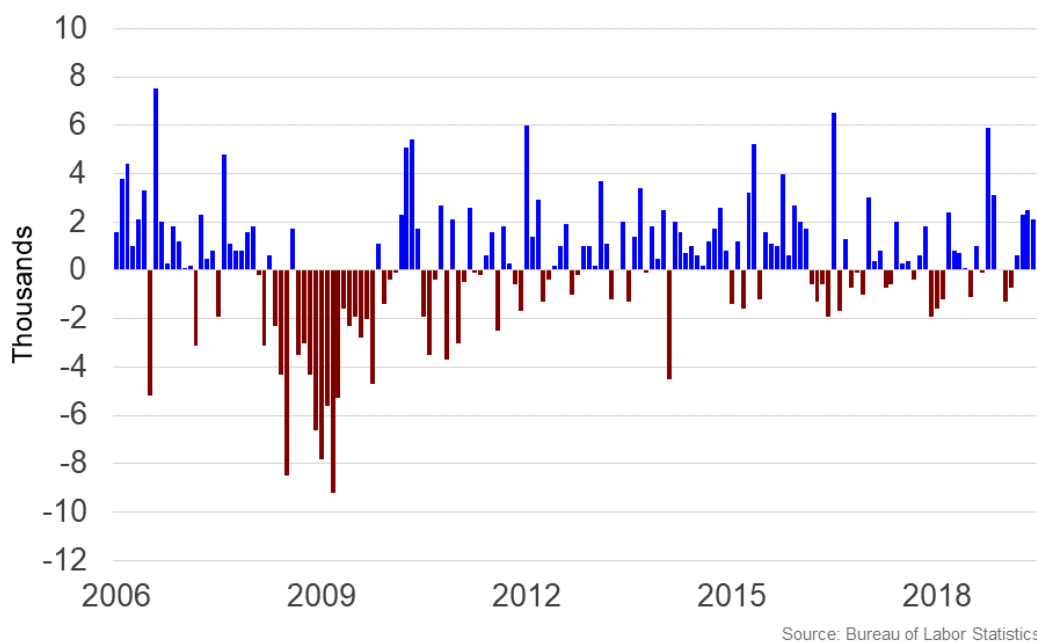
Summary

- **Mississippi added 2,100 jobs and the unemployment rate was unchanged at 5 percent in June** according to Bureau of Labor Statistics (BLS) data.
- **Over the past twelve months, Mississippi added 14,300 jobs** and the unemployment rate rose by 0.3 percentage point from 4.7 percent.
- **In June, Mississippi's private sector added 3,000 jobs** and over the past twelve months it created 15,100 jobs.
- The number of **unemployed Mississippians rose by 447 in June**, and over the past year 8,196 Mississippians lost jobs.
- Mississippi's **labor force participation rate increased to 55.4 percent** from 55.2 percent in June. Since last year, the labor force participation rate fell 0.2 percentage point.
- The national unemployment rate **rose by 0.1 percentage point to 3.7 percent in June**. State employment and unemployment data for July is scheduled for release on August 16, 2019. The national employment situation report for July will be released on Friday, August 2, 2019.



Mississippi Nonfarm Payroll Jobs

Monthly Change (Thousands, Seasonally Adjusted)



Mississippi Payroll Employment

Mississippi added 2,100 jobs, or 0.18 percent, on a seasonally adjusted basis during June. In the prior month, Mississippi added 2,500 jobs. Over the past twelve months, nonfarm payrolls in Mississippi increased by 14,300, or 1.24 percent. Mississippi nonfarm payroll employment has increased in 7 of the past 12 months.

Nationally, nonfarm payrolls increased by 224,000 jobs in June, or 0.15 percent. Over the 12-month period ending June 2019, nonfarm payrolls grew by 2,301,000 jobs, or 1.54 percent. Mississippi ranks 25th among the 50 states and the District of Columbia for percentage gain in nonfarm payroll employment over the past 12 months.

During June, Mississippi's private-sector added 3,000 jobs, or 0.32 percent. The private-sector in Mississippi added 3,300 jobs in the prior month. Over the past twelve months, private-sector payrolls in Mississippi increased by 15,100, or 1.65 percent. Mississippi private-sector payroll employment has increased in 8 of the past 12 months.

Nationally, private-sector payroll jobs increased by 191,000 jobs in June, or 0.15 percent. Over the past 12 months, the nation's economy has added 2,201,000 jobs in the private-sector, an increase of 1.74 percent. Mississippi ranks 21st among the 50 states and the District of Columbia for percentage gain in private-sector payroll employment over the past 12 months.

The best performing sectors on a seasonally adjusted basis during June were Professional & Business Services (+1,300) and Educational & Health Services (+900). Four or more sectors tied for the poorest performing on a seasonally adjusted basis during June.

The best performing sectors during the last twelve months were Leisure & Hospitality (+6,000) and Professional & Business Services (+2,800). The poorest performing sectors during the last twelve months were Total Government (-800) and Construction (-300).



Mississippi Labor Force Statistics

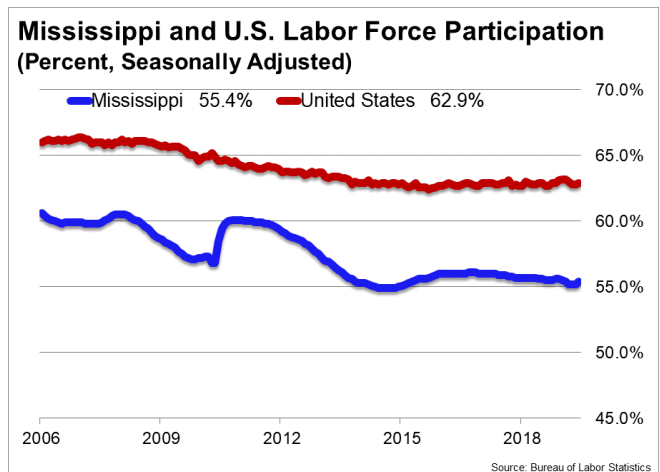
Labor Force Participation

The labor force participation rate in Mississippi rose to 55.4 percent in June from 55.2 percent the prior month. At 55.4 percent, Mississippi has one of the five lowest labor force participation rates in the nation. The labor force participation rate in Mississippi is unchanged from a year earlier. The labor force participation rate is the percentage of the civilian noninstitutionalized population age 16 and older who are employed or actively looking for work.

The 10-year high for the labor force participation rate in Mississippi was 60.1 percent in January 2011. The series high for the labor force participation rate in Mississippi occurred in April 2000 when the labor force participation rate hit 63.4 percent. The 10-year low for the labor force participation rate was 54.9 percent in November 2014. This also represents the series low for the labor force participation rate in Mississippi. The national labor force participation rate rose by 0.1 percentage point to 62.9 percent in June, but remains near its 41-year low of 62.4 percent.

Employment-to-Population Ratio

The employment-to-population ratio, or the percentage of the Mississippi civilian noninstitutionalized population 16 years and older counted as employed, rose to 52.6 percent in June from 52.5 percent the prior month. At 52.6 percent, Mississippi has one of the five lowest employment-to-population ratios in the nation. The employment-to-population



ratio in Mississippi is 0.4 percentage point lower than a year earlier.

The 10-year high for the employment-to-population ratio in Mississippi was 54.0 percent in February 2011. The series high for the employment-to-population ratio in Mississippi occurred in May 2000 when the employment-to-population ratio hit 59.8 percent. The 10-year low for the employment-to-population ratio was 50.7 percent in April 2010. The series low for the employment-to-population ratio occurred in May 2010 when the employment-to-population ratio was 50.7 percent.

The national employment-to-population ratio held steady at 60.6 percent in June. That rate was 0.2 percentage point higher than a year earlier. The all-time high for the employment-to-population ratio was 64.7 in April 2000. The 10-year high for the employment-to-population ratio was 63.4 percent in December 2006. The recent low occurred in October 2013 when the employment-to-population ratio dipped to 58.2 percent. The last time the employment-to-population ratio posted a reading lower than 58.2 percent was July 1983.

