



Minnesota Employment Report

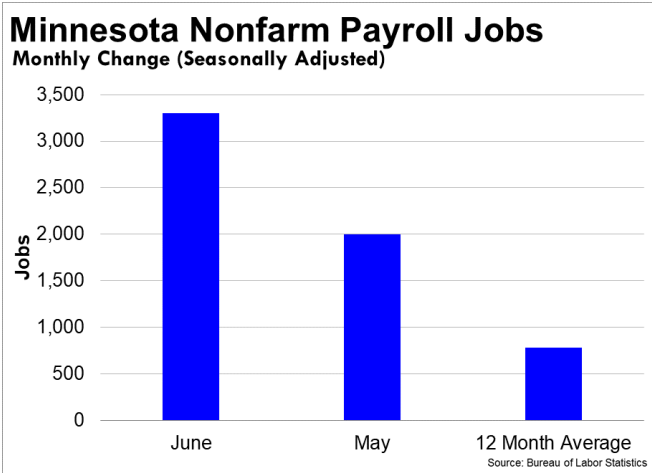
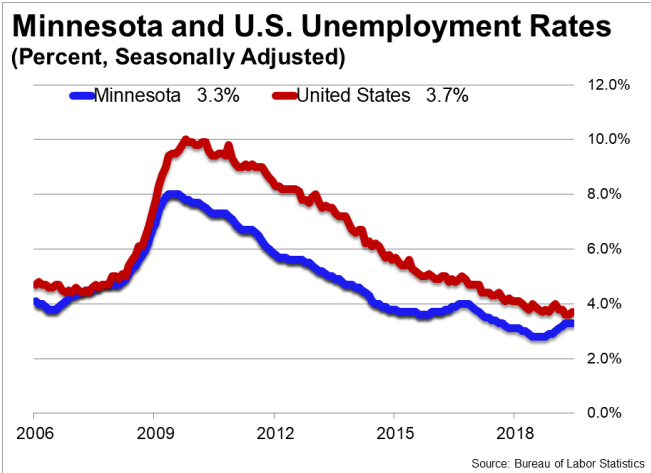
Joint Economic Committee

Senator Mike Lee, Chairman

July 19, 2019

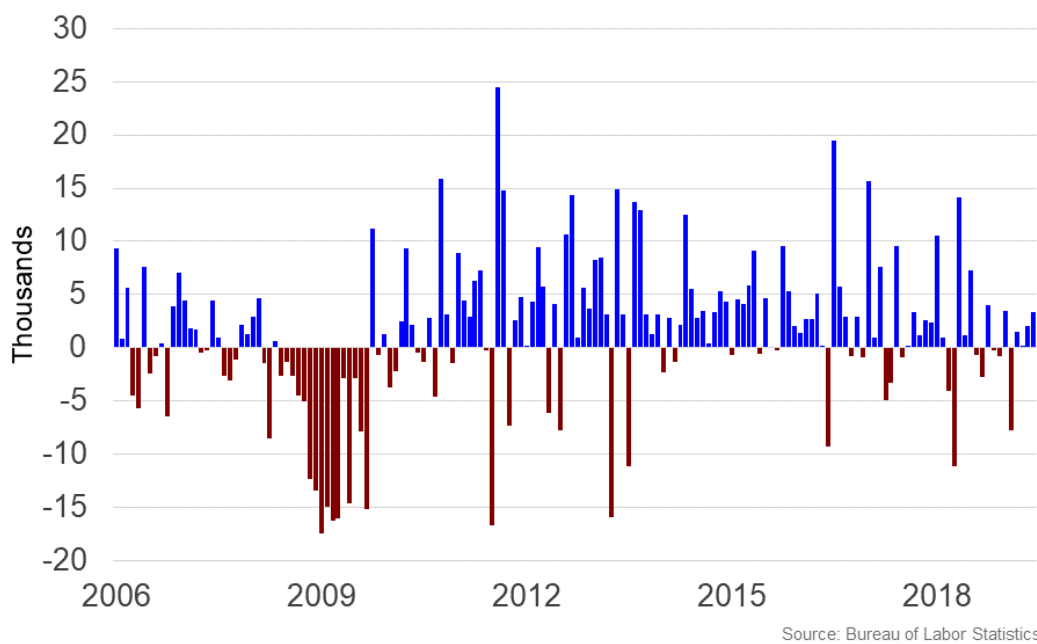
Summary

- **Minnesota added 3,300 jobs and the unemployment rate was unchanged at 3.3 percent in June** according to Bureau of Labor Statistics (BLS) data.
- **Over the past twelve months, Minnesota added 9,400 jobs** and the unemployment rate rose by 0.5 percentage point from 2.8 percent.
- **In June, Minnesota's private sector added 3,100 jobs** and over the past twelve months it created 9,400 jobs.
- The number of **unemployed Minnesotans rose by 959 in June**, and over the past year 17,657 Minnesotans found jobs.
- Minnesota's **labor force participation rate increased to 70 percent** from 69.9 percent in June. Since last year, the labor force participation rate rose 0.2 percentage point.
- The national unemployment rate **rose by 0.1 percentage point to 3.7 percent in June**. State employment and unemployment data for July is scheduled for release on August 16, 2019. The national employment situation report for July will be released on Friday, August 2, 2019.



Minnesota Nonfarm Payroll Jobs

Monthly Change (Thousands, Seasonally Adjusted)



Minnesota Payroll Employment

Minnesota added 3,300 jobs, or 0.11 percent, on a seasonally adjusted basis during June. In the prior month, Minnesota added 2,000 jobs. Over the past twelve months, nonfarm payrolls in Minnesota increased by 9,400, or 0.32 percent. Minnesota nonfarm payroll employment has increased in 7 of the past 12 months.

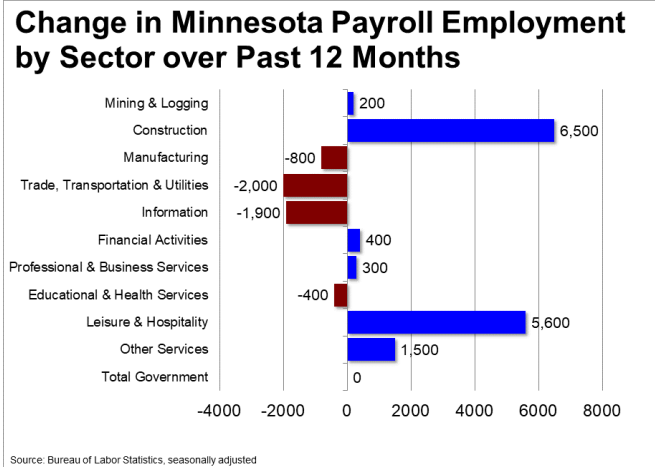
Nationally, nonfarm payrolls increased by 224,000 jobs in June, or 0.15 percent. Over the 12-month period ending June 2019, nonfarm payrolls grew by 2,301,000 jobs, or 1.54 percent. Minnesota ranks 47th among the 50 states and the District of Columbia for percentage gain in nonfarm payroll employment over the past 12 months.

During June, Minnesota's private-sector added 3,100 jobs, or 0.12 percent. The private-sector in Minnesota added 2,200 jobs in the prior month. Over the past twelve months, private-sector payrolls in Minnesota increased by 9,400, or 0.37 percent. Minnesota private-sector payroll employment has increased in 7 of the past 12 months.

Nationally, private-sector payroll jobs increased by 191,000 jobs in June, or 0.15 percent. Over the past 12 months, the nation's economy has added 2,201,000 jobs in the private-sector, an increase of 1.74 percent. Minnesota ranks 47th among the 50 states and the District of Columbia for percentage gain in private-sector payroll employment over the past 12 months.

The best performing sectors on a seasonally adjusted basis during June were Educational & Health Services (+1,500) and Other Services (+1,500). The poorest performing sectors during the month were Professional & Business Services (-1,500) and Trade, Transportation & Utilities (-300).

The best performing sectors during the last twelve months were Construction (+6,500) and Leisure & Hospitality (+5,600). The poorest performing sectors during the last twelve months were Trade, Transportation & Utilities (-2,000) and Information (-1,900).



Minnesota Labor Force Statistics

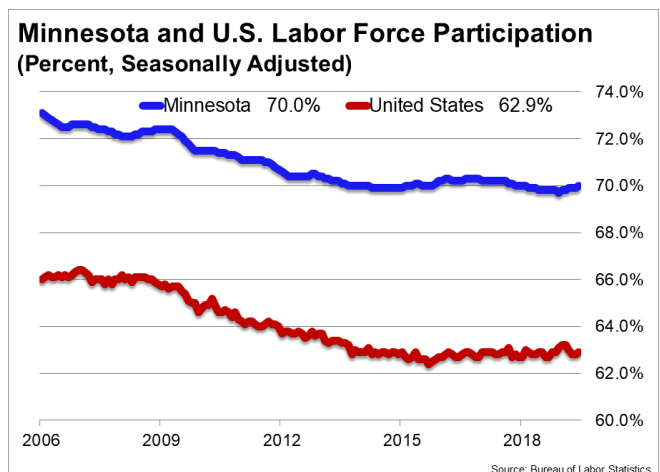
Labor Force Participation

The labor force participation rate in Minnesota rose to 70.0 percent in June from 69.9 percent the prior month. At 70.0 percent, Minnesota has one of the five highest labor force participation rates in the nation. The labor force participation rate in Minnesota is unchanged from a year earlier. The labor force participation rate is the percentage of the civilian noninstitutionalized population age 16 and older who are employed or actively looking for work.

The 10-year high for the labor force participation rate in Minnesota was 72.1 percent in July 2009. The series high for the labor force participation rate in Minnesota occurred in February 2001 when the labor force participation rate hit 75.6 percent. The 10-year low for the labor force participation rate was 69.7 percent in December 2018. The series low for the labor force participation rate occurred in April 1976 when the labor force participation rate hit 65.5 percent. The national labor force participation rate rose by 0.1 percentage point to 62.9 percent in June, but remains near its 41-year low of 62.4 percent.

Employment-to-Population Ratio

The employment-to-population ratio, or the percentage of the Minnesota civilian noninstitutionalized population 16 years and older counted as employed, was unchanged at 67.6 percent in June. At 67.6 percent, Minnesota has one of the five highest



employment-to-population ratios in the nation. The employment-to-population ratio in Minnesota is 0.2 percentage point lower than a year earlier.

The 10-year high for the employment-to-population ratio in Minnesota was 67.9 percent in October 2017. The series high for the employment-to-population ratio in Minnesota occurred in May 2000 when the employment-to-population ratio hit 73.1 percent. The 10-year low for the employment-to-population ratio was 65.9 percent in December 2009. The series low for the employment-to-population ratio occurred in September 1976 when the employment-to-population ratio was 62.2 percent.

The national employment-to-population ratio held steady at 60.6 percent in June. That rate was 0.2 percentage point higher than a year earlier. The all-time high for the employment-to-population ratio was 64.7 in April 2000. The 10-year high for the employment-to-population ratio was 63.4 percent in December 2006. The recent low occurred in October 2013 when the employment-to-population ratio dipped to 58.2 percent. The last time the employment-to-population ratio posted a reading lower than 58.2 percent was July 1983.

